



Plymasters

Architectural Plywood & Panels

Catalogue

Contents

Veneers - Techno & Timber

Techno Veneers	Furnier Range	Rustica Range	Colour Oak Range	Vorlac Range
5 Milled Techno Veneer	9 White Oak Quarter Cut	17 Knotty Oak	25 Velvet Black	33 Blonded Oak
6 Wave Techno Veneer	10 White Oak Crown Cut	18 Rough Cut	26 Graphite Grey	34 Natural Walnut
7 Rolled Techno Veneer	11 Steamed Beech	19 Plane Wave	27 Sand Beige	
	12 American Walnut	20 Chopped Oak	28 Beam Oak Smoked	
	13 Smoked Oak	21 Venetian Oak	29 Beam Oak Stone Grey	
	14 Smoked Larch	22 Herringbone	30 Beam Oak Bronze	
	15 Edge Tapes	23 Edge Tapes	31 Edge Tapes	

Perfect Matte & Melaboard

Perfect Matte	Timber Grain	Timber Grain cont.
37 Pure White	45 Charred Elm	52 Dusky Ash
38 Pure Black	46 Roasted Walnut	53 Edge Tapes
39 Marengo Grey	47 Sweet Maple	
40 Stone Grey	48 Nordic Ash	
41 Metallic Anthracite	49 Californian Oak	
42 Cacao Beige	50 Winter Birch	
43 Edge Tapes	51 Sandy Oak	

HPL & Acrylic

Charisma	Italia	Supalam
55 Charisma White	63 Italia White	73 Supalam White
56 Charisma Black	64 Italia Black	74 Supalam Black
57 Charisma Slate Grey	65 Italia Double Agent	75 Supalam Grey
58 Charisma Charcoal	66 Italia Olive Grove	76 Supalam Dark Grey
59 Charisma Revival Green	67 Italia Graphite	
60 Charisma Blue	68 Italia Monaco	
61 Charisma Edge Tapes	69 Italia Carezza	
	70 Italia Agave	

Joinery

79 Euro Birch
82 Bamboo
83 Chilean Pine
84 NZ Pine
85 NZ Pine cont.
86 Euro Poplar
87 Gaboon MLH
88 Bendy Ply
89 PurePly Maple
90 Caravan Ply
91 Flameshield Poplar

Marine

93 Keruing Brownwood
94 Gaboon BS1088
95 Meranti

Wall & Ceiling Linings

97 Classique Birch & Birch Pre
98 Classique White Oak
99 Classique Canadian Oak & Oak Pre
100 Classique Eucalyptus
101 Grooved Pine
102 PurePly Birch & Birch Pre 12mm
103 Tech Resources
104 Paton Kitchens Show home project

When you work with Plymasters, you can trust that we'll go one step further.

At Plymasters, we are ply people to the core. Masters in what we do, means whatever we do, we do it to our best. It means dedication, and not resting on our laurels. We're thirsty for better solutions, always.

It means sourcing better materials, pursuing innovative product innovations. Communicating better with our partners and customers. Supporting one another as a team to bring out our collective and individual best. Always considering how we can do that little bit more, go that little bit further and give a little beyond what's expected.



The View House

Product: Classique Birch-Pre
Architect: MJWarchitecture
Location: Lake Hawea

Techno Veneers

Decorative and flexible Veneers



Soar your design project to new heights with our new Italian manufactured Techno Veneers. As an essential part of a design, decorative panels add character and style to any space now available on flexible Veneer and MDF panels.





Oak Milled

Paton Kitchens

Milled Techno Veneer

The Milled Techno Veneer sheets are available on two flexible wooden veneers, Oak and American Walnut (and a MDF, suitable for painting) on a paper backing. You can achieve up to a 150mm radius with the Milled Veneer. There is a 12mm spacing between the mills and it has a 6mm finished thickness.

Available in large sheet sizes and often used for furnishing luxury homes, hotels, yachts, restaurants and increasingly in demand for shops and retail.

Code	Name	Size	Thickness	Backing
V31-MOk	Milled Oak	3130 X 1220	5.6mm	Oak with paper material backing
V31-MWt	Milled Walnut	3130 X 1220	5.6mm	Walnut with paper material backing
V31-MMdf	Milled MDF	3000 X 1200	5.6mm	MDF with paper material backing



Oak

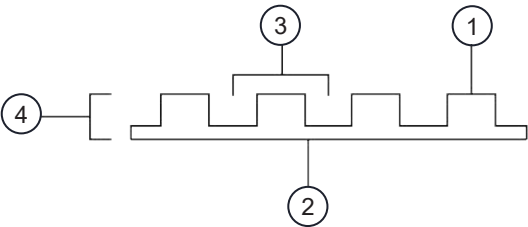


American Walnut



MDF


- ① 5.6mm Finish thickness
- ② 0.3mm Flexible backing
- ③ 12mm Milling step
- ④ 6mm Finished thickness



Ideal Uses

- Joinery
- Curved Applications
- Wall Linings
- Furniture

 **Material & Colour**
Oak, American Walnut
and MDF fireproof

 **Texture**
Reconstituted
Wood. Smooth finish

 **Origin**
Italy

 **Environmental**
FSC



MDF Wave



MIL Joinery


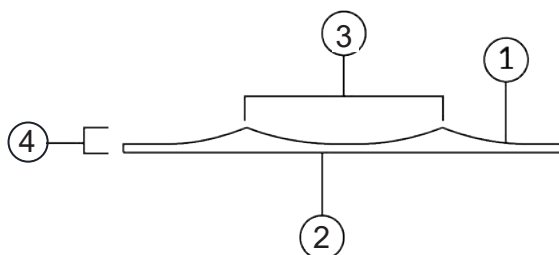
Wave Techno Veneer

The Wave Techno Veneer sheets are available on two flexible wooden veneers, Oak and American Walnut (and a MDF, suitable for painting) on a paper backing. The Wave Veneer is less elastic/flexible than the Milled Veneer, however you can achieve up to a 500mm radius with this product. There is a 22mm spacing between the grooves and it has a 3mm finished thickness.


Available in large sheet sizes and often used for furnishing luxury homes, hotels, yachts, restaurants and increasingly in demand for shops and retail.

Code	Name	Size	Thickness	Backing
V31-WOk	Wave Oak	3130 X 1220	2.8mm	Oak with paper material backing
V31-WWt	Wave Walnut	3130 X 1220	2.8mm	Walnut with paper material backing
V31-WMdf	Wave MDF	3000 X 1200	2.8mm	MDF with paper material backing

- ① 2.8mm thickness
- ② 0.3mm Flexible backing
- ③ 22mm Mill spacing
- ④ 3mm Finished thickness



Oak



American Walnut



MDF

Ideal Uses

- Joinery
- Curved Applications
- Wall Linings
- Furniture



Material & Colour
Oak, American Walnut
and MDF fireproof



Texture
Reconstituted
Wood. Smooth
finish



Origin
Italy



Environmental
FSC

American Walnut Rolled


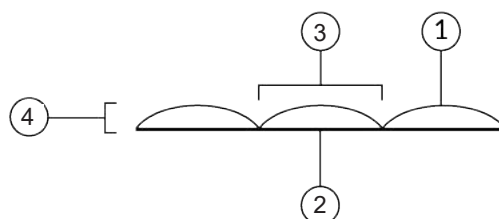
Rolled Techno Veneer

The Rolled Techno Veneer sheets are available on two flexible wooden veneers, Oak and American Walnut (and a MDF, suitable for painting) on a paper backing. The rolled Techno Veneer has a bending radius of 200mm, and be bent very tight. There is a 15mm spacing between the grooves and it has a 3mm finished thickness.

Available in large sheet sizes and often used for furnishing luxury homes, hotels, yachts, restaurants and increasingly in demand for shops and retail.

Code	Name	Size	Thickness	Backing
V31-ROk	Rolled Oak	3130 X 1220	2.8mm	Oak with paper material backing
V31-RWt	Rolled Walnut	3130 X 1220	2.8mm	Walnut with paper material backing
V31-RMdf	Rolled MDF	3000 X 1200	2.8mm	MDF with paper material backing

- ① 2.5mm Thick
- ② 0.3mm Flexible backing
- ③ 15mm Mill spacing
- ④ 2.8mm Finished thickness



Ideal Uses

- Joinery
- Curved Applications
- Wall Linings
- Furniture



Material & Colour
Oak, American Walnut
and MDF fireproof



Texture
Reconstituted
Wood. Smooth
finish



Origin
Italy



Environmental
FSC

Furnier Range

Natural Timber Veneers



Product: American White Oak Quarter Cut
Designer: Maverick Joinery

Available in a range of naturally occurring shades and grains (quarter cut, crown cut, steamed or smoked). The veneer is natural timber, so it can take any type of stain, lacquer, oil or paint. Furnier is a popular choice for cabinetry.



Maverick Joinery

American White Oak Quarter Cut Veneer

American White Oak Quarter Cut has a straight grain which gives high end cabinetry and kitchens a very sophisticated look. A light golden brown in colour it can be stained, oiled or lacquered and is easy to machine. This veneer is available on European Birch plywood or MR-MDF. Matching (0.5mm x 24mm U/G Veneer tape) edge tape available.

Code	Size	Thickness	Core	Treatment	Face Grade	Face Matching	Weight (per sheet)
V10218-B18QC	2500 x 1250mm	19mm	Birch Ply	Untreated, Raw finish	A/B	Book Match	37.5kg
V19-MDF-18QC	2440 x 1220mm	19mm	MR-MDF	Untreated, Raw finish	A/B	Book Match	41.3kg

Ideal Uses

- Kitchen Cabinetry
- Commercial Cabinetry
- Commercial Furniture
- Joinery & Furniture
- Marine Interiors
- Wall Panelling



Core
2440 x 1220 MR-MDF
or 2500 x 1250 Birch
Ply



Glue bond
Class 3 exterior
– EN314-3
Formaldehyde-free
PVAC Glue



Origin
America



Texture
Fine Grain



Environmental
FSC & PEFC
Certified Supplier



American White Oak Crown Cut Veneer

American White Oak Crown Cut is a popular choice for high-end cabinetry and kitchens, with the crown cut delivering a distinctive swirly grain that adds visual interest. A light golden brown in colour, it can be stained, lacquered, or oiled and is easy to machine. This veneer is available on European Birch plywood or MR-MDF cores. Matching (0.5mm x 24mm U/G Veneer tape) edge tape available.

Code	Size	Thickness	Core	Treatment	Face Grade	Face Matching	Weight (per sheet)
V10218-B18CC	2500 x 1250mm	19mm	Birch Ply	Untreated, Raw finish	A/B	Book Match	37.5kg
V19-MDF-18CC	2440 x 1220mm	19mm	MR-MDF	Untreated, Raw finish	A/B	Book Match	41.3kg

Ideal Uses

- Kitchen Cabinetry
- Commercial Cabinetry
- Commercial Furniture
- Joinery & Furniture
- Marine Interiors
- Wall Panelling



Core
2440 x 1220 MR-MDF
or 2500 x 1250 Birch
Ply



Glue bond
Class 3 exterior
– EN314-3
Formaldehyde-free
PVAC Glue



Origin
America



Texture
Fine Grain



Environmental
FSC & PEFC
Certified Supplier



Steamed Beech Veneer

Euro Beech is one of the most popular wood species in Europe. It is light pink in colour but darkens with a slightly reddish tinge once lacquered or oiled. A relatively straight grain with very small flecks are unique characteristics of the Euro Beech veneer. All kinds of surface treatment are possible and the wood is particularly suitable for dark staining. This veneer is available on European Birch plywood or MR-MDF cores. Matching (0.5mm x 24mm U/G Veneer tape) edge tape available.

Code	Size	Thickness	Core	Treatment	Face Grade	Face Matching	Weight (per sheet)
V10218-B18EB	2500 x 1250mm	19mm	Birch Ply	Untreated, Raw finish	A/B	Book Match	37.5kg
V19-MDF-18EB	2440 x 1220mm	19mm	MR-MDF	Untreated, Raw finish	A/B	Book Match	41.3kg

Ideal Uses

- Kitchen Cabinetry
- Commercial Cabinetry
- Commercial Furniture
- Joinery & Furniture
- Marine Interiors
- Wall Panelling



Core
2440 x 1220 MR-MDF
or 2500 x 1250 Birch
Ply



Glue bond
Class 3 exterior
– EN314-3
Formaldehyde-free
PVAC Glue



Origin
Northern
Europe



Texture
Fine Grain



Environmental
FSC & PEFC
Certified Supplier



American Walnut Veneer

A much sought-after, precious furniture wood, American Walnut is used for interior architectural woodwork. A rich chocolate brown veneer on a European Birch Plywood or MR-MDF core. It finishes well and takes an excellent polish. Very smooth surface that takes all stains well. The wood is very suitable for polishing. Matching (0.5mm x 24mm U/G Veneer tape) edge tape available.

Code	Size	Thickness	Core	Treatment	Face Grade	Face Matching	Weight <small>(Per sheet)</small>
V10218-B18Wt	2500 x 1250mm	19mm	Birch Ply	Untreated, Raw finish	A/B	Book Match	37.5kg
V19-MDF-18Wt	2440 x 1220mm	19mm	MR-MDF	Untreated, Raw finish	A/B	Book Match	41.3kg

Ideal Uses

- Kitchen Cabinetry
- Commercial Cabinetry
- Commercial Furniture
- Joinery & Furniture
- Marine Interiors
- Wall Panelling



Core
2440 x 1220 MR-MDF
or 2500 x 1250 Birch
Ply



Glue bond
Class 3 exterior
– EN314-3
Formaldehyde-free
PVAC Glue



Origin
Northern
Europe



Texture
Fine Grain



Environmental
FSC & PEFC
Certified Supplier



Rowson Kitchens

Smoked Oak Veneer

Used primarily in interior architectural woodwork and furniture, the smoking or “fuming” of the oak – already rich in tannin – makes it even darker. The special process adds ammonium and, in contrast to stained or dyed timber, the resulting colour is extremely resistant to UV light and fading. Easy to varnish or oil it does not require staining. This veneer is available on European Birch plywood or MR-MDF cores. Matching (0.5mm x 24mm U/G Veneer tape) edge tape available.

Code	Size	Thickness	Core	Treatment	Face Grade	Face Matching	Weight <small>(Per sheet)</small>
V10218-B18SmkO	2500 x 1250mm	19mm	Birch Ply	Untreated, Raw finish	A/B	Mismatch	37.5kg
V19-MDF-18SmkO	2440 x 1220mm	19mm	MR-MDF	Untreated, Raw finish	A/B	Mismatch	41.3kg

Ideal Uses

- Kitchen Cabinetry
- Commercial Cabinetry
- Commercial Furniture
- Joinery & Furniture
- Marine Interiors
- Wall Panelling



Core
2440 x 1220 MR-MDF
or 2500 x 1250 Birch
Ply



Glue bond
Class 3 exterior
– EN314-3
Formaldehyde-free
PVAC Glue



Origin
Northern
Europe



Texture
Fine Grain



Environmental
FSC & PEFC
Certified Supplier



Smoked Larch Veneer

This veneer’s sophisticated and contemporary look are thanks to its bold, stripy grain pattern. The smoking process adds further depth to the naturally light golden brown colour and its darker brown grain. Smoked Larch is highly recommended for cabinetry, furniture and kitchens. This veneer is available on European Birch plywood or MR-MDF cores. Matching (0.5mm x 24mm U/G Veneer tape) edge tape available.

Code	Size	Thickness	Core	Treatment	Face Grade	Face Matching	Weight <small>(sheet)</small>
V10218-B18SmkL	2500 x 1250mm	19mm	Birch Ply	Untreated, Raw finish	A/B	Mismatch	37.5kg
V19-MDF-18SmkL	2440 x 1220mm	19mm	MR-MDF	Untreated, Raw finish	A/B	Mismatch	41.3kg

Ideal Uses

- Kitchen Cabinetry
- Commercial Cabinetry
- Commercial Furniture
- Joinery & Furniture
- Marine Interiors
- Wall Panelling



Core
2440 x 1220 MR-MDF
or 2500 x 1250 Birch
Ply



Glue bond
Class 3 exterior
– EN314-3
Formaldehyde-free
PVAC Glue



Origin
Northern
Europe



Texture
Fine Grain



Environmental
FSC & PEFC
Certified Supplier

Furnier 24mm Edge Tapes

Genuine Timber Veneer edging for Furnier Panels



Code	Size	Info	Roll Size	
V18-Tape-22WO	24mm x 0.5mm	CC AWOak	per 50/m	per 100/m
V18-Tape-22EB	24mm x 0.5mm	Steamed Euro Beech	per 50/m	per 100/m
V18-Tape-22Wt	24mm x 0.5mm	Walnut CC	per 50/m	per 100/m
V18-Tape-22SmkO	24mm x 0.5mm	Smoked Oak	per 50/m	per 100/m
V18-Tape-22SmkL	24mm x 0.5mm	Smoked Larch	per 50/m	per 100/m



Rustica Range

Rustic & Textured Timber Veneers



Product: Herringbone Veneer stained black
Designer: Cube Dentro

These particularly characterful and visually engaging veneers are the inspiration for a diverse range of interiors, fittings and furniture.



Mastercraft Kitchens Whangamata

Knotty Oak Veneer

Veneer or sawn wood for furniture, Knotty Oak is used for panelling and sophisticated interior architectural woodwork. The heartwood knotty oak veneer is light brown to yellow-brown. Small, clean knots are black- filled to produce a smooth surface. Oak can be treated with any type of surface finish. Matching (0.5mm x 24mm U/G Veneer tape) edge tape available.

Code	Size	Thickness	Core	Effect	Face Grade	Face Matching	Weight (per sheet)
V10218-B18Kt	2500 x 1220mm	19mm	Birch Ply	Pre-filled black knots, sanded finish	A/B	Mismatch	37.5kg
V19-MDF-18Kt	2440 x 1220mm	19mm	MR-MDF	Pre-filled black knots, sanded finish	A/B	Mismatch	41.3kg

Ideal Uses

- Kitchen Cabinetry
- Commercial Cabinetry
- Commercial Furniture
- Marine Interiors
- Wall Panelling



Core
2440 x 1220 MR-MDF
or 2500 x 1220 Birch
Ply



Glue bond
Class 3 exterior
– EN314-3
Formaldehyde-free
PVAC Glue



Origin
Northern
Europe



Texture
Knotty



Environmental
FSC & PEFC
Certified Supplier




Rough Cut Veneer

Rough Cut Oak has line indents pressed into the face of the sheet, mimicking a band sawn effect. A pigment wash has then been applied which highlights the lines even more. It can still be stained, oiled, or lacquered as desired. Matching (0.5mm x 24mm U/G Veneer tape) edge tape available.

Code	Size	Thickness	Core	Treatment	Face Grade	Face Matching	Weight <small>(per sheet)</small>
V19-MDF-18RCt	2440 x 1220mm	19mm	MR-MDF	Bandsawn Pigment Wash	A/B	Mismatch	41.3kg


Ideal Uses

- Kitchen Cabinetry
- Commercial Cabinetry
- Joinery & Furniture
- Marine Interiors
- Wall Panelling



Core

2440 x 1220 MR-MDF



Glue bond

Class 3 exterior – EN314-3

Formaldehyde-free

PVAC Glue



Origin

Northern Europe



Texture

Band Sawn



Environmental

FSC & PEFC

Certified Supplier



Plane Wave Veneer

Plane Wave Oak has a deep texture pressed into the face of the oak veneer to give it a charming, aged look. Its pigment wash highlights Plane Wave Oak’s visual quirks and the texture of the indentations themselves. This veneer can be stained, oiled, or lacquered. Matching (0.5mm x 24mm U/G Veneer tape) edge tape available.

Code	Size	Thickness	Core	Treatment	Face Grade	Face Matching	Weight <small>(per sheet)</small>
V19-MDF-18WvO	2440 x 1220mm	19mm	MR-MDF	Brushed Pigment Wash	A/B	Mismatch	41.3kg

Ideal Uses

- Kitchen Cabinetry
- Commercial Cabinetry
- Joinery & Furniture
- Marine Interiors
- Wall Panelling



Core
2440 x 1220 MR-MDF



Glue bond
Class 3 exterior
– EN314-3
Formaldehyde-free
PVAC Glue



Origin
Northern
Europe



Texture
Brushed
Effect



Environmental
FSC & PEFC
Certified Supplier



Chopped Oak Veneer

Chopped Oak is an exceptionally rustic veneer with a deeply textured face. Indentations and imperfections, chops and scratches, have been roll - pressed into the sheets to give them a historic feel. The mismatched oak is laid in a random pattern to complete the look. This veneer is deliberately unfinished and can take any type of stain, oil, or lacquer. Matching (0.5mm x 24mm U/G Veneer tape) edge tape available.

Code	Size	Thickness	Core	Treatment	Face Grade	Face Matching	Weight
							(per sheet)
V19-MDF-18CpO	2440 x 1220mm	20mm	MR-MDF	Chopped	A/B	Mismatch	41.3kg

Ideal Uses

- Kitchen Cabinetry
- Commercial Cabinetry
- Joinery & Furniture
- Marine Interiors
- Wall Panelling



Core
2440 x 1220 MR-MDF



Glue bond
Class 3 exterior
– EN314-3
Formaldehyde-free
PVAC Glue



Origin
Northern
Europe



Texture
Rustic Grain



Environmental
FSC & PEFC
Certified Supplier



Phillip Joblin Kitchen and Furniture

Venetian Oak Veneer

Venetian Oak is reclaimed oak from the canals of Venice. A worm that lives in the canals eats away at the city’s famous wharf poles, weakening them over time. When poles require replacing, they’re made into this highly attractive and unique veneer. The core board has been dyed black to highlight the path the worm has taken. Matching (0.5mm x 24mm U/G Veneer tape) edge tape available.

Code	Size	Thickness	Core	Effect	Face Grade	Face Matching	Weight <small>(per sheet)</small>
V19-MDF-18VeO	2440 x 1220mm	19mm	MR-MDF	Natural State	A/B	Mismatch	41.3kg

Ideal Uses

- Kitchen Cabinetry
- Commercial Cabinetry
- Joinery & Furniture
- Marine Interiors
- Wall Panelling



Core
2440 x 1220 MR-MDF



Glue bond
Class 3 exterior
– EN314-3
Formaldehyde-free
PVAC Glue



Origin
Northern
Europe



Texture
Reclaimed



Environmental
FSC & PEFC
Certified Supplier



Herringbone Oak Veneer

Herringbone Oak is an oak veneer laid in a pleasingly symmetrical herringbone pattern, then pressed onto MR-MDF. This is a very cost effective alternative to achieving the same decorative effect out of solid timber. Matching (0.5mm x 24mm U/G Veneer tape) edge tape available.

Code	Size	Thickness	Core	Effect	Face Grade	Face Matching	Weight
							(per sheet)
V19-MDF-18HbO	2440 x 1220mm	19mm	MR-MDF	Patterned	A/B	Mismatch	41.3kg

Ideal Uses

- Kitchen Cabinetry
- Commercial Cabinetry
- Joinery & Furniture
- Marine Interiors
- Wall Panelling



Core
2440 x 1220 MR-MDF



Glue bond
Class 3 exterior
– EN314-3
Formaldehyde-free
PVAC Glue



Origin
Northern
Europe



Texture
Herringbone



Environmental
FSC & PEFC
Certified Supplier

Furnier 24mm Edge Tape

Genuine Timber Veneer edging for Rustica Panels



Code	Size	Info	Roll Size	
V18-Tape-22EuO	24mm x 0.5mm	Euro Oak	per 50/m	per 100/m



Colour Oak Range

Pre-finished, colour dyed Oak Timber Veneers



Product: Beam Oak Stone Grey
Designer: Ultimate Kitchens

Dye and special processes achieve a depth of colour and consistency that extends design options, while resisting scratches. The Colour Oak panels are pre-finished saving you time and costs of finishing.





Velvet Black Veneer

Velvet Black Oak Quarter Cut is American White Oak, quarter sawn and laid mismatched as a veneer. It is then dyed in dramatic black, producing consistently-coloured, scratch resistant prefinished panels, which retain the distinctive uniform quarter cut grain. Matching (0.5mm x 24mm U/G Veneer tape) edge tape available. The colour Oak panels are pre-finished saving you time and costs of finishing.

Code	Size	Thickness	Core	Finish	Face Grade	Face Matching	Weight <small>(per sheet)</small>
V19-MDF-18VBk	2440 x 1220mm	19mm	MR-MDF	8-10% Gloss Lacquer	A/B	Mismatch	41.3kg

Ideal Uses

- Kitchen Cabinetry
- Commercial Cabinetry
- Commercial Furniture
- Marine Interiors
- Wall Panelling



Core
2440 x 1220 MR-MDF



Glue bond
Class 3 exterior
– EN314-3
Formaldehyde-free
PVAC Glue



Origin
Northern
Europe



Texture
Pre-finished



Environmental
FSC & PEFC
Certified Supplier



Graphite Grey Veneer

Graphite Grey Oak Quarter Cut is American White Oak, quarter sawn and laid mismatched. It is then dyed in eye-catching graphite grey, producing consistently-coloured, scratch resistant prefinished panels, which retain the distinctive uniform quarter cut grain. Matching (0.5mm x 24mm U/G Veneer tape) edge tape available. The colour Oak panels are pre-finished saving you time and costs of finishing.

Code	Size	Thickness	Core	Finish	Face Grade	Face Matching	Weight (per sheet)
V19-MDF-18GGy	2440 x 1220mm	19mm	MR-MDF	8-10% Gloss Lacquer	A/B	Mismatch	41.3kg

Ideal Uses

- Kitchen Cabinetry
- Commercial Cabinetry
- Joinery & Furniture
- Marine Interiors
- Wall Panelling



Core
2440 x 1220 MR-MDF



Glue bond
Class 3 exterior
– EN314-3
Formaldehyde-free
PVAC Glue



Origin
Northern
Europe



Texture
Pre-finished



Environmental
FSC & PEFC
Certified Supplier



Sand Beige Veneer

Sand Beige Oak Quarter Cut is American White Oak, quarter sawn and laid mismatched. It is then dyed in practical, neutral sand beige, producing consistently-coloured, scratch resistant prefinished panels, which retain the distinctive uniform quarter cut grain. Matching (0.5mm x 24mm U/G Veneer tape) edge tape available. The colour Oak panels are pre-finished saving you time and costs of finishing.

Code	Size	Thickness	Core	Finish	Face Grade	Face Matching	Weight <small>(per sheet)</small>
V19-MDF-18SdB	2440 x 1220mm	19mm	MR-MDF	8-10% Gloss Lacquer	A/B	Mismatch	41.3kg

Ideal Uses

- Kitchen Cabinetry
- Commercial Cabinetry
- Joinery & Furniture
- Marine Interiors
- Wall Panelling



Core
2440 x 1220 MR-MDF



Glue bond
Class 3 exterior
– EN314-3
Formaldehyde-free
PVAC Glue



Origin
Northern
Europe



Texture
Pre-finished



Environmental
FSC & PEFC
Certified Supplier



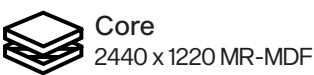
Beam Oak Smoked Veneer

Beam oak has a very rustic appearance, with numerous imperfections giving it real character. Small splits and knots and a veneer laid in random planks provide the beam effect. The smoked colour is achieved through exposing the veneer to ammonium. This process, rather than using a stain, gives it colour consistency and depth. A smoked veneer will not fade or be affected by UV rays. Matching (0.5mm x 24mm U/G Veneer tape) edge tape available. The colour Oak panels are pre-finished saving you time and costs of finishing.

Code	Size	Thickness	Core	Finish	Face Grade	Face Matching	Weight <small>(per sheet)</small>
V19-MDF-18-BmSmk	2440 x 1220mm	19mm	MR-MDF	8-10% Gloss Lacquer	A/B	Mismatch	41.3kg

Ideal Uses

- Kitchen Cabinetry
- Commercial Cabinetry
- Joinery & Furniture
- Marine Interiors
- Wall Panelling



Core
2440 x 1220 MR-MDF



Glue bond
Class 3 exterior
– EN314-3
Formaldehyde-free
PVAC Glue



Origin
Northern
Europe



Texture
Pre-finished



Environmental
FSC & PEFC
Certified Supplier



Beam Oak Stone Grey Veneer

Beam oak has a very rustic appearance, with numerous imperfections giving it real character. Small splits and knots and a veneer laid in random planks provide the beam effect. The stone grey colour is achieved through dyeing, rather than staining, for colour consistency and depth. Matching (0.5mm x 24mm U/G Veneer tape) edge tape available. The colour Oak panels are pre-finished saving you time and costs of finishing.

Code	Size	Thickness	Core	Finish	Face Grade	Face Matching	Weight (per sheet)
V19-MDF-18-BmGy	2440 x 1220mm	19mm	MR-MDF	8-10% Gloss Lacquer	A/B	Mismatch	41.3kg

Ideal Uses

- Kitchen Cabinetry
- Commercial Cabinetry
- Joinery & Furniture
- Marine Interiors
- Wall Panelling



Core
2440 x 1220 MR-MDF



Glue bond
Class 3 exterior
– EN314-3
Formaldehyde-free
PVAC Glue




Origin
Northern
Europe



Texture
Pre-finished



Environmental
FSC & PEFC
Certified Supplier



Beam Oak Bronze Veneer

Beam oak has a very rustic appearance, with numerous imperfections giving it real character. Small splits and knots and a veneer laid in random planks provide the beam effect. The bronze colour is achieved through a process of dyeing, rather than staining, for colour consistency and depth. Matching (0.5mm x 24mm U/G Veneer tape) edge tape available. The colour Oak panels are pre-finished saving you time and costs of finishing.

Code	Size	Thickness	Core	Finish	Face Grade	Face Matching	Weight (per sheet)
V19-MDF-18-BmBrz	2440 x 1220mm	19mm	MR-MDF	8-10% Gloss Lacquer	A/B	Mismatch	41.3kg

Ideal Uses

- Kitchen Cabinetry
- Commercial Cabinetry
- Joinery & Furniture
- Marine Interiors
- Wall Panelling



Core
2440 x 1220 MR-MDF



Glue bond
Class 3 exterior
– EN314-3
Formaldehyde-free
PVAC Glue



Origin
Northern
Europe



Texture
Pre-finished



Environmental
FSC & PEFC
Certified Supplier

Colour Oak 24mm Edge Tapes



Genuine Timber, Dyed and Prefinished Edge Tape for Coloured Oak Panels

Code	Size	Info	Roll Size	
V103-Tape-22VBk	24mm x 0.5mm	Oak Velvet Black	per 50/m	per 100/m
V103-Tape-22GGy	24mm x 0.5mm	Oak Graphite Grey	per 50/m	per 100/m
V103-Tape-22SdB	24mm x 0.5mm	Oak Sand Beige	per 50/m	per 100/m
V104-Tape-22BmGy	24mm x 0.5mm	Oak Beam Stone Grey	per 50/m	per 100/m
V104-Tape-22BmSmk	24mm x 0.5mm	Oak Beam Smoked	per 50/m	per 100/m
V103-Tape-22BmBrz	24mm x 0.5mm	Oak Beam Bronze	per 50/m	per 100/m



Beam Oak Stone Grey, Ultimate Kitchens

Vorlac Range

Pre-finished Timber Veneer on Plywood



Vorlac Natural Birch

This exclusive product is the gold standard for pre-finished, UV lacquered panel on Birch Ply. Vorlac is ready to install, saving time without compromising quality or finish.





Pre-finished Blonded Oak Veneer

The Vorlac Plywood is a European Birch plywood core with a Blonded Oak veneer laid on each Face. These panels have been prefinished in a UV Cured lacquer. Vorlac is ready to be installed, saving time and man hours, while still providing a high end finish and quality ply.

Code	Size	Thickness	Core	Finish	Face Grade	Face Matching	Weight (per sheet)
V1025-B18CC-BL	2500 x 1250mm	19mm	Birch Ply	8-10% UV Cured Gloss Lacquer	A/B	Book match	37.5kg

Ideal Uses

- Kitchen Cabinetry
- Commercial Cabinetry
- Joinery & Furniture
- Marine Interiors
- Wall Panelling



Core
2500 x 1250 Birch Ply



Glue bond
Class 3 exterior
– EN314-3
Formaldehyde-free
PVAC Glue



Origin
Northern
Europe



Texture
Pre-finished



Environmental
FSC & PEFC
Certified Supplier



Spacebar Design

Pre-finished Natural Walnut Veneer

This exclusive product is the gold standard for pre-finished, UV lacquered panel on Birch Ply. Vorlac is ready to install, saving time without compromising quality or finish. Matching (0.5mm x 24mm U/G Veneer tape) edge tape available.

Code	Size	Thickness	Core	Finish	Face Grade	Face Matching	Weight <small>(per sheet)</small>
V1025-B18CC-Wt	2500 x 1250mm	19mm	Birch Ply	8-10% UV Cured Gloss Lacquer	A/B	Book match	37.5kg

Ideal Uses

- Kitchen Cabinetry
- Commercial Cabinetry
- Joinery & Furniture
- Wall Panelling



Core
2500 x 1250 Birch Ply



Glue bond
Class 3 exterior
– EN314-3
Formaldehyde-free
PVAC Glue



Origin
Northern
Europe



Texture
Pre-finished



Environmental
FSC & PEFC
Certified Supplier



Melaboard Perfect Matte Range

Anti-scratch & anti-fingerprint Melamine



Product: Marengo Grey Perfect Matte
Joiner: Mastercraft Kitchens Kapiti Coast
Designer: Amber Downie

The Perfect Matte range of Melaboards has a pure matte lacquer hot coating applied to give it a scratch resistant and anti-fingerprint matte surface. It is our premium range of Melaboard panels, crafted in Germany with years of extensive research that form the perfect hot coated surface and soft to touch panel.



Joiner: Phillip Joblin
Interior Designer: Candace Schrader

Pure White Perfect Matte Melaboard

A super matte panel with a white lacquered finish. The Perfect Matte range has a matte lacquer hot coating (applied to the front face only) to give it a scratch and UV resistant surface. Anti-fingerprint, anti-bacterial, soft touch and easy to clean. This is our premium matte range of Melaboard panels on a moisture resistant-MDF board.

Due to the production process, 15mm must be trimmed from all the edges of the panel material prior to subsequent processing.

Code	Size	Colour	Thickness	Core	Finish	Face Grade	Weight (per sheet)
MMPP19-PW	2800 x 1250mm (Larger sheet)	Pure White	18mm	MR-MDF	Soft to touch, Extreme matte feel & Scratch Resistant	A/B	46.2kg

Ideal Uses

- Kitchen Fronts & Cabinetry
- Commercial Cabinetry
- Joinery & Furniture



Colour
Pure White



Moisture
Resistant
MDF



Anti-
fingerprint



Edging
1mm x 23mm
1mm x 43mm



Environmental
FSC & PEFC Certified



Phillip Joblin

Pure Black Perfect Matte Melaboard

A super matte panel with a black lacquered finish. The Perfect Matte range has a matte lacquer hot coating (applied to the front face only) to give it a scratch and UV resistant surface. Anti-fingerprint, anti-bacterial, soft to the touch and easy to clean. This is our premium matte range of Melaboard panels on a moisture resistant-MDF board.

Due to the production process, 15mm must be trimmed from all the edges of the panel material prior to subsequent processing.

Code	Size	Colour	Core	Finish	Face Grade	Weight (per sheet)
MMPP19-PB	2800 x 1250mm (Larger sheet)	Pure Black	18mm MR-MDF	Soft to touch, Extreme matte feel & Scratch Resistant	A/B	46.2kg

Ideal Uses

- Kitchen Fronts & Cabinetry
- Commercial Cabinetry
- Joinery & Furniture



Colour
Pure Black



Moisture
Resistant
MDF



Anti-
fingerprint



Edging
1mm x 23mm
1mm x 43mm



Environmental
FSC & PEFC Certified



Gunzzini Kitchens

Marengo Grey Perfect Matte Melaboard

A super matte panel with a dark grey lacquered finish. The Perfect Matte range has a matte lacquer hot coating (applied to the front face only) to give it a scratch and UV resistant surface. Anti-fingerprint, anti-bacterial, soft to the touch and easy to clean. This is our premium matte range of Melaboard panels on a moisture resistant-MDF board.

Due to the production process, 15mm must be trimmed from all the edges of the panel material prior to subsequent processing.

Code	Size	Colour	Thickness	Core	Finish	Face Grade	Weight (per sheet)
MMPP19-MG	2800 x 1250mm (Larger sheet)	Marengo Grey	18mm	MR-MDF	Soft to touch, Extreme matte feel & Scratch Resistant	A/B	46.2kg

Ideal Uses

- Kitchen Fronts & Cabinetry
- Commercial Cabinetry
- Joinery & Furniture



Colour
Marengo Grey



Moisture
Resistant
MDF



Anti-
fingerprint



Edging
1mm x 23mm
1mm x 43mm



Environmental
FSC & PEFC Certified



Stone Grey Perfect Matte Melaboard

A super matte panel with a light medium grey lacquered finish. The Perfect Matte range has a matte lacquer hot coating (applied to the front face only) to give it a scratch and UV resistant surface. Anti-fingerprint, anti-bacterial, soft to the touch and easy to clean. This is our premium matte range of Melaboard panels on a moisture resistant-MDF board.

Due to the production process, 15mm must be trimmed from all the edges of the panel material prior to subsequent processing.

Code	Size	Colour	Thickness	Core	Finish	Face Grade	Weight (per sheet)
MMPP19-SG	2800 x 1250mm (Larger sheet)	Stone Grey	18mm	MR-MDF	Soft to touch, Extreme matte feel & Scratch Resistant	A/B	46.2kg

Ideal Uses

- Kitchen Fronts & Cabinetry
- Commercial Cabinetry
- Joinery & Furniture



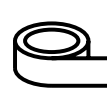
Colour
Stone Grey



Moisture
Resistant
MDF



Anti-
fingerprint



Edging
1mm x 23mm
1mm x 43mm



Environmental
FSC & PEFC Certified



Metallic Anthracite Perfect Matte Melaboard

A super matte panel with an uneven metallic pattern lacquered finish. The Perfect Matte range has a matte lacquer hot coating (applied to the front face only) to give it a scratch and UV resistant surface. Anti-fingerprint, anti-bacterial, soft to the touch and easy to clean. This is our premium matte range of Melaboard panels on a moisture resistant-MDF board.

The Metallic Anthracite sheets have an attractive, irregular hue that is created by the uneven metallic pattern across the sheets which results in a beautiful, unique appearance. Due to the production process, 15mm must be trimmed from all the edges of the panel material prior to subsequent processing.

Code	Size	Colour	Thickness	Core	Finish	Face Grade	Weight (per sheet)
MMPP19-MA	2800 x 1250mm (Larger sheet)	Metallic Anthracite	18mm	MR-MDF	Soft to touch, Extreme matte feel & Scratch Resistant	A/B	46.2kg

Ideal Uses

- Kitchen Fronts & Cabinetry
- Commercial Cabinetry
- Joinery & Furniture



Colour
Metallic
Anthracite



Moisture
Resistant
MDF



Anti-
fingerprint



Edging
1mm x 23mm
1mm x 43mm



Environmental
FSC & PEFC Certified



Cacao Beige Perfect Matte Melaboard

A super matte panel with a warm beige lacquered finish. This coloured panel has a white face on the back of sheet. The Perfect Matte range has a matte lacquer hot coating (applied to the front face only) to give it a scratch and UV resistant surface. Anti-fingerprint, anti-bacterial, soft to the touch and easy to clean. This is our premium matte range of Melaboard panels on a moisture resistant-MDF board.

Due to the production process, 15mm must be trimmed from all the edges of the panel material prior to subsequent processing.

Code	Size	Colour	Thickness	Core	Finish	Face Grade	Weight (per sheet)
MMPP19-CB	2800 x 1250mm (Larger sheet)	Cacao Beige	18mm	MR-MDF	Soft to touch, Extreme matte feel & Scratch Resistant	A/B	46.2kg

Ideal Uses

- Kitchen Fronts & Cabinetry
- Commercial Cabinetry
- Joinery & Furniture



Colour
Cacao Beige



Moisture
Resistant
MDF



Anti-
fingerprint



Edging
1mm x 23mm
1mm x 43mm



Environmental
FSC & PEFC Certified

Perfect Matte Edge Tapes



Melaboard PVC Unglued ABS Edge Tape for Perfect Matte Melaboard Panels

Code	Size	Info	Roll Size	
MMPPE23-PW	1mm x 23mm	Pure White	per 50/m	per 100/m
MMPPE23-PB	1mm x 23mm	Pure Black	per 50/m	per 100/m
MMPPE23-MG	1mm x 23mm	Marengo Grey	per 50/m	per 100/m
MMPPE23-SG	1mm x 23mm	Stone Grey	per 50/m	per 100/m
MMPPE23-MA	1mm x 23mm	Metallic Anthracite	per 50/m	per 100/m
MMPPE23-CB	1mm x 23mm	Cacao Beige	per 50/m	per 100/m
MMPPE43-PW	1mm x 43mm	Pure White	per 50/m	per 100/m
MMPPE43-PB	1mm x 43mm	Pure Black	per 50/m	per 100/m
MMPPE43-MG	1mm x 43mm	Marengo Grey	per 50/m	per 100/m
MMPPE43-SG	1mm x 43mm	Stone Grey	per 50/m	per 100/m
MMPPE43-MA	1mm x 43mm	Metallic Anthracite	per 50/m	per 100/m
MMPPE43-CB	1mm x 43mm	Cacao Beige	per 50/m	per 100/m



Melaboard Timber Grain Range

Timber Grain Melamine



Product: Dusky Ash
Joiner: Prestige Kitchens, Wairarapa

A refined timber texture that enhances the natural characteristics of a timber surface. The Melaboard range is fashionable and aesthetically pleasing and will fit into many modern joinery environments.



Charred Elm Melaboard

An on trend panel imitating Charred Elm, with a navy black blue colour with wood grain effect. Melaboard panels are traditionally used to construct kitchens and other cabinetry. The Timber Grain range has an indented grain effect. The texture on the surface follows the line of the grain to give a real timber feel.

Code	Size	Colour	Thickness	Core	Finish	Weight (per sheet)
M18HMR-CE	2440 x 1220	Navy black	18mm	MR-MDF	Timber Grain	39.5kg

Ideal Uses

- Kitchen Fronts & Cabinetry
- Commercial Cabinetry
- Joinery & Furniture



Colour
Charred Elm



Moisture Resistant
MDF



Thickness
18mm



Edging
1mm x 22mm
1mm x 46mm



Environmental
No harmful emissions



Roasted Walnut Melaboard

An on trend panel imitating Roasted Walnut, with an irregular brown Walnut grain with a wood grain effect. Melaboard panels are traditionally used to construct kitchens and other cabinetry. The Timber Grain range has an indented grain effect. The texture on the surface follows the line of the grain to give a real timber feel.

Code	Size	Colour	Thickness	Core	Finish	Weight (per sheet)
MT22-200-RW	2440 x 1220	Dark brown	18mm	MR-MDF	Timber Grain	39.5kg

Ideal Uses

- Kitchen Fronts & Cabinetry
- Commercial Cabinetry
- Joinery & Furniture



Colour
Roast Walnut



**Moisture
Resistant**
MDF



Thickness
18mm



Edging
1mm x 22mm
1mm x 46mm



Environmental
No harmful
emissions



Sweet Maple Melaboard

An on trend panel imitating Sweet Maple, with a warm Maple brown colour with wood grain effect. Melaboard panels are traditionally used to construct kitchens and other cabinetry. The Timber Grain range has an indented grain effect. The texture on the surface follows the line of the grain to give a real timber feel.

Code	Size	Colour	Thickness	Core	Finish	Weight <small>(per sheet)</small>
MT22-200-SW	2440 x 1220	Warm brown	18mm	MR-MDF	Timber Grain	39.5kg

Ideal Uses

- Kitchen Fronts & Cabinetry
- Commercial Cabinetry
- Joinery & Furniture



Colour
Sweet Maple



**Moisture
Resistant**
MDF



Thickness
18mm



Edging
1mm x 22mm
1mm x 46mm



Environmental
No harmful
emissions



Innovant Cabinetry

Nordic Ash Melaboard

An on trend panel imitating Nordic Ash, with a striped grey brown colour with wood grain effect. Melaboard panels are traditionally used to construct kitchens and other cabinetry. The Timber Grain range has an indented grain effect. The texture on the surface follows the line of the grain to give a real timber feel.

Code	Size	Colour	Thickness	Core	Finish	Weight (per sheet)
MT22-200-NA	2440 x 1220	Grey Ash	18mm	MR-MDF	Timber Grain	39.5kg

Ideal Uses

- Kitchen Fronts & Cabinetry
- Commercial Cabinetry
- Joinery & Furniture



Colour
Nordic Ash



**Moisture
Resistant**
MDF



Thickness
18mm



Edging
1mm x 22mm
1mm x 46mm



Environmental
No harmful
emissions



Californian Oak Melaboard

An on trend panel imitating Californian Oak, with a yellow Oak colour with wood grain effect. Melaboard panels are traditionally used to construct kitchens and other cabinetry. The Timber Grain range has an indented grain effect. The texture on the surface follows the line of the grain to give a real timber feel.

Code	Size	Colour	Thickness	Core	Finish	Weight (per sheet)
MT22-200-CO	2440 x 1220	Warm brown	18mm	MR-MDF	Timber Grain	39.5kg

Ideal Uses

- Kitchen Fronts & Cabinetry
- Commercial Cabinetry
- Joinery & Furniture



Colour
Californian
Oak



**Moisture
Resistant**
MDF



Thickness
18mm



Edging
1mm x 22mm
1mm x 46mm



Environmental
No harmful
emissions



Winter Birch Melaboard

An on trend panel imitating Winter Birch, with a cool white grey colour with wood grain effect. Melaboard panels are traditionally used to construct kitchens and other cabinetry. The Timber Grain range has an indented grain effect. The texture on the surface follows the line of the grain to give a real timber feel.

Code	Size	Colour	Thickness	Core	Finish	Weight (per sheet)
MT22-200-WB	2440 x 1220	Light grey Birch	18mm	MR-MDF	Timber Grain	39.5kg

Ideal Uses

- Kitchen Fronts & Cabinetry
- Commercial Cabinetry
- Joinery & Furniture



Colour
Winter Birch



**Moisture
Resistant**
MDF



Thickness
18mm



Edging
1mm x 22mm
1mm x 46mm



Environmental
No harmful
emissions



Sandy Oak Melaboard

An on trend panel imitating Sandy Oak, with a pinky white Oak with wood grain effect. Melaboard panels are traditionally used to construct kitchens and other cabinetry. The Timber Grain range has an indented grain effect. The texture on the surface follows the line of the grain to give a real timber feel.

Code	Size	Colour	Thickness	Core	Finish	Weight (per sheet)
MT22-200-SO	2440 x 1220	Oak	18mm	MR-MDF	Timber Grain	39.5kg

Ideal Uses

- Kitchen Fronts & Cabinetry
- Commercial Cabinetry
- Joinery & Furniture



Colour
Sandy Oak



**Moisture
Resistant**
MDF



Thickness
18mm



Edging
1mm x 22mm
1mm x 46mm



Environmental
No harmful
emissions



Prestige Kitchens

Dusky Ash Melaboard

An on trend panel imitating Dusky Ash, with a Mahogany brown with wood grain effect. Melaboard panels are traditionally used to construct kitchens and other cabinetry. The Timber Grain range has an indented grain effect. The texture on the surface follows the line of the grain to give a real timber feel.

Code	Size	Colour	Thickness	Core	Finish	Weight (per sheet)
MT22-200-DA	2440 x 1220	Light grey Birch	18mm	MR-MDF	Timber Grain	39.5kg

Ideal Uses

- Kitchen Fronts & Cabinetry
- Commercial Cabinetry
- Joinery & Furniture



Colour
Dusky Ash



**Moisture
Resistant**
MDF



Thickness
18mm



Edging
1mm x 22mm
1mm x 46mm



Environmental
No harmful
emissions

Timber Grain Edge Tapes



Melaboard PVC Unglued Edge Tape for Timber Grain Melaboard Panels

Melaboard PVC 22mm Edge Tape

Code	Size	Info	Roll Size	
MT22-200-CE	22mm x 1mm	Charred Elm	per 50/m	per 100/m
MT22-200-RW	22mm x 1mm	Roasted Walnut	per 50/m	per 100/m
MT22-200-SW	22mm x 1mm	Sweet Maple	per 50/m	per 100/m
MT22-200-NA	22mm x 1mm	Nordic Ash	per 50/m	per 100/m
MT22-200-CO	22mm x 1mm	Californian Oak	per 50/m	per 100/m
MT22-200-WB	22mm x 1mm	Winter Birch	per 50/m	per 100/m
MT22-200-SO	22mm x 1mm	Sandy Oak	per 50/m	per 100/m
MT22-200-DA	22mm x 1mm	Dusky Ash	per 50/m	per 100/m

Melaboard PVC 46mm Edge Tape

Code	Size	Info	Roll Size	
MT46-200-CE	46mm x 1mm	Charred Elm	per 50/m	per 100/m
MT46-200-RW	46mm x 1mm	Roasted Walnut	per 50/m	per 100/m
MT46-200-SW	46mm x 1mm	Sweet Maple	per 50/m	per 100/m
MT46-200-NA	46mm x 1mm	Nordic Ash	per 50/m	per 100/m
MT46-200-CO	46mm x 1mm	Californian Oak	per 50/m	per 100/m
MT46-200-WB	46mm x 1mm	Winter Birch	per 50/m	per 100/m
MT46-200-SO	46mm x 1mm	Sandy Oak	per 50/m	per 100/m
MT46-200-DA	46mm x 1mm	Dusky Ash	per 50/m	per 100/m




Charisma Range

Matte Acrylic on Birch Plywood & MDF



The Acrylic surface is from Austria - a premium European product. Their scratch and abrasion resistance is significantly higher than other standard matte surfaces. UV resistant, they are available in six colours to suit your upcoming cabinetry project.





Designer: Designmarked

Charisma White

A premium Acrylic Birch and or a Acrylic E0-MDF panel from Austria. A soft touch surface with a white Acrylic surface on either a Euro Birch or MDF core. These matte hard coat acrylic panels are anti-fingerprint and have anti-bacterial properties. Their scratch and abrasion resistance is significantly higher than other standard matte surfaces. The E0-MDF Panels are two face sheets whilst the Birch Panels are only laminated on the one face (except for the Black Charisma, which is two faced).

Code	Description	Size	Colour	Thickness	Layup	Weight (per sheet)
H4019-WH	Birch Panel	2440 x 1220	White	17.5mm	13Ply	42kg
H4020-WH-2F	E0-MDF	2440 x 1220	White	17.5mm	E0-MDF	42kg

Features

- Excellent anti-fingerprint effect
- Outstanding stain resistance
- Super-matte, smooth surface
- Scratch resistant
- Anti-bacterial surface properties
- UV resistant

Ideal Uses

- Kitchen Fronts & Cabinetry
- Commercial Cabinetry
- Joinery & Furniture



Colour
White



Texture
Super-matte,
smooth surface



Thickness
17.5mm



Edging
1mm x 22mm



Environmental
Sustainable
Forestry



Charisma Black

A premium Acrylic Birch and or a Acrylic E0-MDF panel from Austria. A soft touch surface with a Black Acrylic surface on either a Euro Birch or MDF core. These matte hard coat acrylic panels are anti-fingerprint and have anti-bacterial properties. Their scratch and abrasion resistance is significantly higher than other standard matte surfaces. The E0-MDF Panels are two face sheets whilst the Birch Panels are only laminated on the one face.

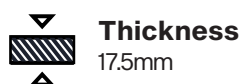

Code	Description	Size	Colour	Thickness	Layup	Weight (per sheet)
H4019-BK	Birch Panel	2440 x 1220	Black	17.5mm	13Ply	42kg
H4019-BK-2F	Birch Panel	2440 x 1220	Black	17.5mm	13Ply	42kg
H4020-BK-2F	E0-MDF	2440 x 1220	Black	17.5mm	E0-MDF	42kg

Features

- Excellent anti-fingerprint effect
- Outstanding stain resistance
- Super-matte, smooth surface
- Scratch resistant
- Anti-bacterial surface properties
- UV resistant

Ideal Uses

- Kitchen Fronts & Cabinetry
- Commercial Cabinetry
- Joinery & Furniture





Maycroft Joinery

Charisma Slate Grey

A premium Acrylic Birch and or a Acrylic E0-MDF panel from Austria. A soft touch surface with a medium grey Acrylic surface on either a Euro Birch or MDF core. These matte hard coat acrylic panels are anti-fingerprint and have anti-bacterial properties. Their scratch and abrasion resistance is significantly higher than other standard matte surfaces. The E0-MDF Panels are two face sheets whilst the Birch Panels are only laminated on the one face (except for the Black Charisma).

Code	Description	Size	Colour	Thickness	Layup	Weight (per sheet)
H4019-SG	Birch Panel	2440 x 1220	Slate Grey	17.5mm	13Ply	42kg
H4020-SG-2F	E0-MDF	2440 x 1220	Slate Grey	17.5mm	E0-MDF	42kg

Features

- Excellent anti-fingerprint effect
- Outstanding stain resistance
- Super-matte, smooth surface
- Scratch resistant
- Anti-bacterial surface properties
- UV resistant

Ideal Uses

- Kitchen Fronts & Cabinetry
- Commercial Cabinetry
- Joinery & Furniture



Colour
Slate Grey



Texture
Super-matte,
smooth surface



Thickness
17.5mm



Edging
1mm x 22mm



Environmental
Sustainable
Forestry



Charisma Charcoal

A premium Acrylic Birch and or a Acrylic E0-MDF panel from Austria. A soft touch surface with a dark brown grey surface on either a Euro Birch or MDF core. These matte hard coat acrylic panels are anti-fingerprint and have anti-bacterial properties. Their scratch and abrasion resistance is significantly higher than other standard matte surfaces. The E0-MDF Panels are two face sheets whilst the Birch Panels are only laminated on the one face (except for the Black Charisma).

Code	Description	Size	Colour	Thickness	Layup	Weight (per sheet)
H4019-CH	Birch Panel	2440 x 1220	Charcoal	17.5mm	13Ply	42kg
H4020-CH-2F	E0-MDF	2440 x 1220	Charcoal	17.5mm	E0-MDF	42kg

Features

- Excellent anti-fingerprint effect
- Outstanding stain resistance
- Super-matte, smooth surface
- Scratch resistant
- Anti-bacterial surface properties
- UV resistant

Ideal Uses

- Kitchen Fronts & Cabinetry
- Commercial Cabinetry
- Joinery & Furniture



Colour
Charcoal



Texture
Super-matte,
smooth surface



Thickness
17.5mm



Edging
1mm x 22mm



Environmental
Sustainable
Forestry



Charisma Revival Green

A premium Acrylic Birch and or a Acrylic E0-MDF panel from Austria. A soft touch surface with a light Jade green Acrylic surface on either a Euro Birch or MDF core. These matte hard coat acrylic panels are anti-fingerprint and have anti-bacterial properties. Their scratch and abrasion resistance is significantly higher than other standard matte surfaces. The E0-MDF Panels are two face sheets whilst the Birch Panels are only laminated on the one face (except for the Black Charisma).

Code	Description	Size	Colour	Thickness	Layup	Weight (per sheet)
H4019-RG	Birch Panel	2440 x 1220	Sage green	17.5mm	13Ply	42kg
H4020-RG-2F	E0-MDF	2440 x 1220	Sage green	17.5mm	E0-MDF	42kg

Features

- Excellent anti-fingerprint effect
- Outstanding stain resistance
- Super-matte, smooth surface
- Scratch resistant
- Anti-bacterial surface properties
- UV resistant

Ideal Uses

- Kitchen Fronts & Cabinetry
- Commercial Cabinetry
- Joinery & Furniture



Colour
Sage Green



Texture
Super-matte,
smooth surface




Thickness
17.5mm



Edging
1mm x 22mm



Environmental
Sustainable
Forestry



Charisma Blue

A premium Acrylic Birch and or a Acrylic E0-MDF panel from Austria. A soft touch surface with a dark blue Acrylic film on either a Euro Birch or MDF core. These matte hard coat acrylic panels are anti-fingerprint and have anti-bacterial properties. Their scratch and abrasion resistance is significantly higher than other standard matte surfaces. The E0-MDF Panels are two face sheets whilst the Birch Panels are only laminated on the one face (except for the Black Charisma).

Code	Description	Size	Colour	Thickness	Layup	Weight (per sheet)
H4019-BLU	Birch Panel	2440 x 1220	Blue	17.5mm	13Ply	42kg
H4020-BLU-2F	E0-MDF	2440 x 1220	Blue	17.5mm	E0-MDF	42kg

Features

- Excellent anti-fingerprint effect
- Outstanding stain resistance
- Super-matte, smooth surface
- Scratch resistant
- Anti-bacterial surface properties
- UV resistant

Ideal Uses

- Kitchen Fronts & Cabinetry
- Commercial Cabinetry
- Joinery & Furniture



Colour
Blue



Texture
Super-matte,
smooth surface



Thickness
19mm



Edging
1mm x 22mm



Environmental
Sustainable
Forestry

Charisma Edge Tapes



Unglued ABS Edge Tape for Charisma Birch and E0-MDF Panels

Charisma 22mm Edge Tape

Code	Size	Colour	Roll Size	
H4001-ET-WH	22mm x 1mm	White	per 50/m	per 100/m
H4001-ET-BK	22mm x 1mm	Black	per 50/m	per 100/m
H4001-ET-CH	22mm x 1mm	Charcoal	per 50/m	per 100/m
H4001-ET-BLU	22mm x 1mm	Blue	per 50/m	per 100/m
H4001-ET-SG	22mm x 1mm	Slate Grey	per 50/m	per 100/m
H4001-ET-RG	22mm x 1mm	Revival Green	per 50/m	per 100/m



HPL Italia Range

HPL on Birch Plywood



Product: Italia Agave
Architect: Aonui Architecture

Light Suede finish, this panel has a multiply birch core. Excellent for durable, exposed edge-grain cabinetry. A favourite with joiners, this is strong & has an excellent hard-wearing surface.



Royale Kitchens

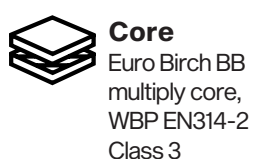
HPL Italia White

A light embossed finish, this panel has a birch multiply core with a white HPL coating. Excellent for durable, exposed edge - grain cabinetry. A favourite with joiners, this is strong & has an excellent hard - wearing HPL surface. With moisture resistant properties, clashing is not needed in many situations. This product is a cost effective option for kitchen cupboard fronts. The HPL surface is on both faces of the sheet (2F).

Code	Size	Colour	Thickness	Layup	Weight (per sheet)
H3019-W	2440 x 1220	White	19mm	13Ply	37.5kg
H3025-W	2440 x 1220	White	25mm	17Ply	52.2kg

Ideal Uses

- Kitchen and Laundry Cabinetry
- Locker Units and Partitioning
- Commercial and Wet Area
- Exposed edge-grain Cabinetry
- Hospitality & Retail
- Vehicle Fit-out Interiors





Back to Nature

HPL Italia Black

Light Suede finish, this panel has a multiply birch core. A light embossed finish, this panel has a birch multiply core with a black HPL coating. Excellent for durable, exposed edge - grain cabinetry. A favourite with joiners, this is strong & has an excellent hard - wearing HPL surface. With moisture resistant properties, clashing is not needed in many situations. This product is a cost effective option for kitchen cupboard fronts. The HPL surface is on both faces of the sheet (2F).

Code	Size	Colour	Thickness	Layup	Weight (per sheet)
H3019-B	2440 x 1220	Black	19mm	13Ply	37.5kg
H3025-B	2440 x 1220	Black	25mm	17Ply	52.2kg

Ideal Uses

- Kitchen and Laundry Cabinetry
- Locker Units and Partitioning
- Commercial and Wet Area
- Exposed edge-grain Cabinetry
- Hospitality & Retail
- Vehicle Fit-out Interiors



Colour
Black



Core
Euro Birch BB
multiply core,
WBP EN314-2
Class 3



Cert. & FSC
Euro Birch - FSC,
Carb II



Origin
Italy



Environmental
Euro Birch - E1



HPL Italia Double Agent

Light Suede finish, this panel has a multiply birch core. A light embossed finish, this panel has a birch multiply core with a light warm grey HPL coating. Excellent for durable, exposed edge - grain cabinetry. A favourite with joiners, this is strong & has an excellent hard - wearing HPL surface. With moisture resistant properties, clashing is not needed in many situations. This product is a cost effective option for kitchen cupboard fronts. The HPL surface is on both faces of the sheet (2F).

Code	Size	Colour	Thickness	Layup	Weight (per sheet)
H3019-DA	2440 x 1220	Warm grey	19mm	13Ply	37.5kg
H3025-DA	2440 x 1220	Warm grey	25mm	17Ply	52.2kg

Ideal Uses

- Kitchen and Laundry Cabinetry
- Locker Units and Partitioning
- Commercial and Wet Area
- Exposed edge-grain Cabinetry
- Hospitality & Retail
- Vehicle Fit-out Interiors



Colour
Light Grey



Core
Euro Birch BB
multiply core,
WBP EN314-2
Class 3



Cert. & FSC
Euro Birch - FSC,
Carb II



Origin
Italy



Environmental
Euro Birch - E1



Makers of Architecture

HPL Italia Olive Grove

Light Suede finish, this panel has a multiply birch core. A light embossed finish, this panel has a birch multiply core with a dark beige HPL coating. Excellent for durable, exposed edge - grain cabinetry. A favourite with joiners, this is strong & has an excellent hard - wearing HPL surface. With moisture resistant properties, clashing is not needed in many situations. This product is a cost effective option for kitchen cupboard fronts. The HPL surface is on both faces of the sheet (2F).

Code	Size	Colour	Thickness	Layup	Weight (per sheet)
H3019-O	2440 x 1220	Dark beige	19mm	13Ply	37.5kg
H3025-O	2440 x 1220	Dark beige	25mm	17Ply	52.2kg

Ideal Uses

- Kitchen and Laundry Cabinetry
- Locker Units and Partitioning
- Commercial and Wet Area
- Exposed edge-grain Cabinetry
- Hospitality & Retail
- Vehicle Fit-out Interiors



Colour
Dark Beige



Core
Euro Birch BB
multiply core,
WBP EN314-2
Class 3



Cert. & FSC
Euro Birch - FSC,
Carb II



Origin
Italy



Environmental
Euro Birch - E1



Aonui Architecture

HPL Italia Graphite

Light Suede finish, this panel has a multiply birch core. A light embossed finish, this panel has a birch multiply core with a charcoal HPL coating. Excellent for durable, exposed edge - grain cabinetry. A favourite with joiners, this is strong & has an excellent hard - wearing HPL surface. With moisture resistant properties, clashing is not needed in many situations. This product is a cost effective option for kitchen cupboard fronts. The HPL surface is on both faces of the sheet (2F).

Code	Size	Colour	Thickness	Layup	Weight (per sheet)
H3019-G	2440 x 1220	Charcoal	19mm	13Ply	37.5kg
H3025-G	2440 x 1220	Charcoal	25mm	17Ply	52.2kg

Ideal Uses

- Kitchen and Laundry Cabinetry
- Locker Units and Partitioning
- Commercial and Wet Area
- Exposed edge-grain Cabinetry
- Hospitality & Retail
- Vehicle Fit-out Interiors



Colour
Dark Grey



Core
Euro Birch BB
multiply core,
WBP EN314-2
Class 3



Cert. & FSC
Euro Birch - FSC,
Carb II



Origin
Italy



Environmental
Euro Birch - E1



HPL Italia Monaco

Light Suede finish, this panel has a multiply birch core. A light embossed finish, this panel has a birch multiply core with a dark grey blue HPL coating. Excellent for durable, exposed edge - grain cabinetry. A favourite with joiners, this is strong & has an excellent hard - wearing HPL surface. With moisture resistant properties, clashing is not needed in many situations. This product is a cost effective option for kitchen cupboard fronts. The HPL surface is on both faces of the sheet (2F).

Code	Size	Colour	Thickness	Layup	Weight (per sheet)
H3019-M	2440 x 1220	Dark grey blue	19mm	13Ply	37.5kg
H3025-M	2440 x 1220	Dark grey blue	25mm	17Ply	52.2kg

Ideal Uses

- Kitchen and Laundry Cabinetry
- Locker Units and Partitioning
- Commercial and Wet Area
- Exposed edge-grain Cabinetry
- Hospitality & Retail
- Vehicle Fit-out Interiors



Colour
Navy Blue



Core
Euro Birch BB
multiply core,
WBP EN314-2
Class 3



Cert. & FSC
Euro Birch - FSC,
Carb II



Origin
Italy



Environmental
Euro Birch - E1



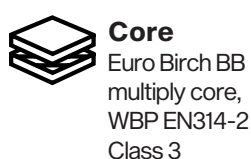
HPL Italia Carezza

Light Suede finish, this panel has a multiply birch core. A light embossed finish, this panel has a birch multiply core with a duck egg blue HPL coating. Excellent for durable, exposed edge - grain cabinetry. A favourite with joiners, this is strong & has an excellent hard - wearing HPL surface. With moisture resistant properties, clashing is not needed in many situations. This product is a cost effective option for kitchen cupboard fronts. The HPL surface is on both faces of the sheet (2F).

Code	Size	Colour	Thickness	Layup	Weight (per sheet)
H3019-C	2440 x 1220	Duck egg blue	19mm	13Ply	37.5kg
H3025-C	2440 x 1220	Duck egg blue	25mm	17Ply	52.2kg

Ideal Uses

- Kitchen and Laundry Cabinetry
- Locker Units and Partitioning
- Commercial and Wet Area
- Exposed edge-grain Cabinetry
- Hospitality & Retail
- Vehicle Fit-out Interiors





Aonui Architecture

HPL Italia Agave

Light Suede finish, this panel has a multiply birch core. A light embossed finish, this panel has a birch multiply core with a sage green HPL coating. Excellent for durable, exposed edge - grain cabinetry. A favourite with joiners, this is strong & has an excellent hard - wearing HPL surface. With moisture resistant properties, clashing is not needed in many situations. This product is a cost effective option for kitchen cupboard fronts. The HPL surface is on both faces of the sheet (2F).

Code	Size	Colour	Thickness	Layup	Weight (per sheet)
H3019-A	2440 x 1220	Sage green	19mm	13Ply	37.5kg
H3025-A	2440 x 1220	Sage green	25mm	17Ply	52.2kg

Ideal Uses

- Kitchen and Laundry Cabinetry
- Locker Units and Partitioning
- Commercial and Wet Area
- Exposed edge-grain Cabinetry
- Hospitality & Retail
- Vehicle Fit-out Interiors



Colour
Sage green



Core
Euro Birch BB
multiply core,
WBP EN314-2
Class 3



Cert. & FSC
Euro Birch - FSC,
Carb II



Origin
Italy



Environmental
Euro Birch - E1



Italia Black and American White Oak
Joiner: Back to Nature

HPL Supalam Range

Carcass Grade HPL on Plywood



Product: Grey Supalam
Credit: Motide Raglan

Supalam is hard-wearing HPL carcass plywood which is an excellent alternative to MDF-based panels, perfect for cabinetry.



HPL Supalam White

Supalam is hard - wearing HPL carcass plywood which is an excellent alternative to MDF - based panels. This HPL plywood provides an exceptional durable surface while the hardwood ply core provides greater strength. Hard wearing, cost-effective and easy to clean, this product has a light embossed finish. Two shades of white are available.

Code	Size	Thickness	Colour	Grading	Weight (per sheet)
H1995	2440 x 1220	12mm	Embossed White	Carcass Joinery	22.7kg
H1997	2440 x 1220	16mm	Embossed White	Carcass Joinery	27.7kg
H2000	2440 x 1220	18mm	Embossed White	Carcass Joinery	31.5kg
H1997-C	2440 X 1220	16mm	Carcass Warm White	Carcass Joinery	27.7kg
H2000-C	2440 X 1220	18mm	Carcass Warm White	Carcass Joinery	31.5kg

Ideal Uses

- Kitchen and Laundry Carcass Work
- Locker Units and Partitioning
- Commercial and Wet Area
- Cabinetry Carcass
- Shelving and Storage Systems
- Vehicle Fit-out Interiors



Colour
White



Core
Eucalyptus, Mixed
L/hardwood
core, scarf jointed
veneers



Glue Bond
Phenolic WBP
glue lines



Surface
HPL Laminate,
0.6mm, lightly
embossed



Environmental
FSC Certified



HPL Supalam Black

Supalam is hard - wearing HPL carcass plywood which is an excellent alternative to MDF - based panels. This HPL plywood provides an exceptional durable surface while the hardwood ply core provides greater strength. Hard wearing, cost-effective and easy to clean, this product has a light embossed finish.

Code	Size	Thickness	Colour	Grading	Weight (per sheet)
H1997-B	2440 x 1220	16mm	Embossed Black	Carcass Joinery	27.7kg
H2000-B	2440 x 1220	18mm	Embossed Black	Carcass Joinery	31.5kg

Ideal Uses

- Kitchen and Laundry Carcass Work
- Locker Units and Partitioning
- Commercial and Wet Area
- Cabinetry Carcass
- Shelving and Storage Systems
- Vehicle Fit-out Interiors



Colour
Black



Core
Eucalyptus, Mixed
L/hardwood
core, scarf jointed
veneers



Glue Bond
Phenolic WBP
glue lines



Surface
HPL Laminate,
0.6mm, lightly
embossed



Environmental
FSC Certified



Motide Raglan

HPL Supalam Grey

Supalam is hard - wearing HPL carcass plywood which is an excellent alternative to MDF - based panels. This HPL plywood provides an exceptional durable surface while the hardwood ply core provides greater strength. Hard wearing, cost-effective and easy to clean, this product has a light embossed finish.

Code	Size	Thickness	Colour	Grading	Weight (per sheet)
H1997-G	2440 x 1220	16mm	Embossed Grey	Carcass Joinery	27.7kg
H2000-G	2440 x 1220	18mm	Embossed Grey	Carcass Joinery	31.5kg

Ideal Uses


- Kitchen and Laundry Carcass Work
- Locker Units and Partitioning
- Commercial and Wet Area
- Cabinetry Carcass
- Shelving and Storage Systems
- Vehicle Fit-out Interiors




Colour
 Grey



Core
 Eucalyptus, Mixed
 L/hardwood
 core, scarf jointed
 veneers



Glue Bond
 Phenolic WBP
 glue lines



Surface
 HPL Laminate,
 0.6mm, lightly
 embossed



Environmental
 FSC Certified



Sorenmobler

HPL Supalam Dark Grey

SupaLam is hard - wearing HPL carcass plywood which is an excellent alternative to MDF - based panels. This HPL plywood provides an exceptional durable surface while the hardwood ply core provides greater strength. Hard wearing, cost-effective and easy to clean, this product has a light embossed finish.

Code	Size	Thickness	Colour	Grading	Weight (per sheet)
H1997-DG	2440 x 1220	16mm	Dark Grey	Carcass Joinery	27.7kg
H2000-DG	2440 x 1220	18mm	Dark Grey	Carcass Joinery	31.5kg

Ideal Uses

- Kitchen and Laundry Carcass Work
- Locker Units and Partitioning
- Commercial and Wet Area
- Cabinetry Carcass
- Shelving and Storage Systems
- Vehicle Fit-out Interiors



Colour
Dark Grey



Core
Eucalyptus, Mixed
L/hardwood
core, scarf jointed
veneers



Glue Bond
Phenolic WBP
glue lines



Surface
HPL Laminate,
0.6mm, lightly
embossed



Environmental
FSC Certified



Joinery Range

Joinery Plywood



Product: Bendy Ply
Client: Phil Howard

Joinery Plywood is suitable for joinery, furniture and cabinetry. Sourced from all over the globe, we feel we supply the best quality joinery Ply in New Zealand.



Motide Joinery

Euro Birch Multiply

Designers and joiners alike love this product for its face quality, and fine multi-ply edge grain detail. This sees Euro Birch used primarily in high-end architectural applications. The surface of Birch plywood is free of defects which gives it a smooth surface and strong screw holding power. This is a B/BB grade with an exterior grade glue line

It is constructed using carefully selected Euro Birch veneer to create a premium decorative panel. The rotary cut veneer faces are without joints to ensure a consistent high quality finish. Plantation grown and FSC Certified.

Code	Size	Depth	Core	Face Grade	Weight (per sheet)
K2104	2440 x 1220	4mm	Euro Birch	B/BB	7.9kg
K2106	2440 x 1220	6mm	Euro Birch	B/BB	11.8kg
K2109	2440 x 1220	9mm	Euro Birch	B/BB	17.7kg
K2112	2440 x 1220	12mm	Euro Birch	B/BB	23.6kg
K2118	2440 x 1220	18mm	Euro Birch	B/BB	35.4kg
K2125	2440 x 1220	24mm	Euro Birch	B/BB	47.2kg
K2130	2440 x 1220	30mm	Euro Birch	B/BB	59kg
K2140	2440 x 1220	40mm	Euro Birch	B/BB	78.67kg

Ideal Uses

- High End Joinery and Kitchens
- Architectural Linings
- Commercial Fit-outs
- Exposed End Grain Cabinetry



Colour
Light straw/Cream,
Multiply lay-up



Glue Bond
Marine Bonded
WBP Phenolic



Veneer
Premium
Decorative
Panel



Texture
Fine grain
and Rotary
cut



Edge Grain
Fine Multiply
Edge Detail







Bamboo Panel

An ultimate renewable resource. Bamboo Ply has phenomenal strength, makes beautiful furniture and cabinets and is an ideal building material. It is 30% harder than oak and 17% harder than maple and is resistant to mould. The core is a Sandwich & Vertical layup. The coffee and natural colour and compressed choices give designers many options.

Code	Size	Depth	Layup	Colour	Face Grade	Weight (per sheet)
BP18-VC	2440 x 1220	18mm	Sandwich & Vertical	Coffee	AA	37.5kg
BP18-VN	2440 x 1220	18mm	Sandwich & Vertical	Natural	AA	37.5kg
BP18-3VC	3000 x 1220	18mm	Sandwich & Vertical	Coffee	AA	46.1kg
BP18-3VN	3000 x 1220	18mm	Sandwich & Vertical	Natural	AA	46.1kg
BP30-VC	2440 x 1220	30mm	Sandwich & Vertical	Coffee	AA	62.5kg
BP30-VN	2440 x 1220	30mm	Sandwich & Vertical	Natural	AA	62.5kg
BP30-3VC	3000 x 1220	30mm	Sandwich & Vertical	Coffee	AA	76.8kg
BP30-3VN	3000 x 1220	30mm	Sandwich & Vertical	Natural	AA	76.8kg
BP40-VC	2440 x 1220	40mm	Sandwich & Vertical	Coffee	AA	83.4kg
BP40-VN	2440 x 1220	40mm	Sandwich & Vertical	Natural	AA	83.4kg

Ideal Uses

- Bench and Bar tops
- Architectural Linings
- High end Joinery
- Furniture and Vanities



Colour
Natural / Coffee
Fine Grain, Smooth
finish



Durability
Interior 0.14% per 1%
change in moisture
content



Glue Bond
Class 3 exterior
– EN314-3



Sustainability
Plantation/FSC



Origins
Asia



Chilean Pine

Plymasters Chilean Pine sourced from Chile is manufactured from the same species of timber as NZ Pine. This is a rotary cut softwood and all veneers are sourced from plantations. The clears face appearance grades are economically priced and it makes a very popular choice for cabinetry and lining. The face quality is slightly lower grade than NZ Pine.

Code	Size	Depth	Face Grade	Weight (per sheet)
J1069	2400 x 1200	18mm	BB- Premium	25.5kg
J1078	2440 x 1220	25mm	BB- Premium	36.2kg

Ideal Uses

- Joinery & Kitchens
- Commercial Fit-outs
- Architectural Linings
- Furniture



Colour
Creamy
yellow,
Fine grain



Certification
AS/NZ 2269



Glue Bond
Phenolic A Bond
Exterior Glue Line



Sustainable
Plantation grown



Material
Pinus Radiata



DAC Group, The Dowse Museum

NZ Pine

NZ Pine is manufactured from selected NZ Pine with a rotary cut veneer. A softwood it combines functionality with strength making it ideal for joinery.

A renewable resource, NZ Pine is harvested from local plantations and meets the demands of the New Zealand building code. The “clears face” appearance grade makes this a very popular choice for cabinetry and lining. SD has one decorative face and SS has two decorative faces.

Code	Size	Depth	Face Grade	Weight (per sheet)
J1042	2400 x 1200	4mm	SS	5.8kg
J1049	2400 x 1200	7mm	SS	10.1kg
J1051	2400 x 1200	9mm	SD	12.9kg
J1052	2400 x 1200	9mm	SS	12.9kg
J1054	2400 x 1200	12mm	SD	17.2kg
J1055	2400 x 1200	12mm	SS	17.2kg

Ideal Uses

- High-end joinery & Kitchens
- Exposed End Grain Cabinetry
- Architectural Linings
- Furniture



Colour
Pinus Radiata,
Creamy Yellow,
Fine Grain



Glue Bond
Phenolic A Bond
Exterior Glue Line



Origin
New Zealand



Environmental
Super E0 Radiata



Fire Rating
ISO 5660 by AWTA/
Group 3



Chaney & Norman Architects

NZ Pine cont.

Code	Size	Depth	Face Grade	Weight (per sheet)
J1054-2.7	2700 x 1200	12mm	SD	19.4kg
J1064	2400 x 1200	17.5mm	SD	24.8kg
J1065	2400 x 1200	17.5mm	SS	24.8kg
J1070	2400 x 1200	19mm	SD	27.3kg
J1071	2400 x 1200	19mm	SS	27.3kg
J1075	2400 x 1200	21mm	SS	30.2kg
J1079	2400 x 1200	25mm	SD	36kg
J1080	2400 x 1200	25mm	SS	36kg
J1084	2400 X 1200	32mm	SD	46.1kg
J1085	2400 x 1200	32mm	SS	46.1kg



Euro Poplar

Plymasters Euro Poplar is a quality interior ply with excellent edge detail. Poplar is widely used for its weight saving features in fit-outs for mobile homes, boats and caravans. The lightest colour in Plymasters' range of plywoods, this product is manufactured from 100% renewable, plantation-grown timber. Perfect for tiny home manufacturing.

Code	Size	Depth	Core	Face Grade	Weight (per sheet)
E1003	2500 x 1220	3mm	Poplar	BB Interior	3.8kg
E1006	2500 x 1220	6mm	Poplar	BB Interior	7.5kg
E1009	2500 x 1220	9mm	Poplar	BB Interior	11.4kg
E1012	2500 x 1220	12mm	Poplar	BB Interior	15.3kg
E1015	2500 x 1220	15mm	Poplar	BB Interior	18.4kg
E1018	2500 x 1220	18mm	Poplar	BB Interior	21.5kg
E1025	2500 x 1220	25mm	Poplar	BB Interior	30kg

Ideal Uses

- Joinery
- Commercial Fit-outs
- Tiny Home Builds
- Architectural Linings
- Furniture





Maverick Joinery

Gaboon MLH

Plymasters Gaboon BB Interior is a carcass grade plywood with a mixed light hardwood core. It has an attractive light pink, almost neutral colour, with a consistent grain. Lighter weight than other hardwood's, Gaboon BB Interior is very popular in joinery carcass work & cost efficient linings. This panel is imported from South East Asia.

Code	Size	Thickness	Grading	Weight (per sheet)
H1050	2440 x 1220	4mm	BB Economy Interior	7.5kg
H1055	2440 x 1220	6mm	BB Economy Interior	11.5kg
H1060	2440 x 1220	9mm	BB Economy Interior	17kg
H1065	2440 x 1220	12mm	BB Economy Interior	22.5kg
H1075	2440 x 1220	18mm	BB Economy Interior	30.5kg
J1034	2440 x 1220	18mm	Pacific Maple	31kg
H1085	2440 x 1220	25mm	BB Economy Interior	46kg

Ideal Uses

- Joinery & Kitchens
- Architectural Linings
- Commercial Fit-outs
- Furniture



Colour
Consistent
Light/ Med Pink/
Neutral colouring



Material
Okoume, hardwood
core, short grain,
medium texture w/
some grain pattern



Glue Bond
WBP - Phenolic
core



Certification
B/BC = Standard
Certification



Origins
Vietnam / China

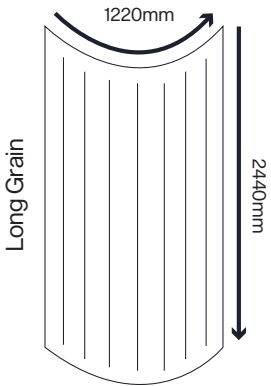
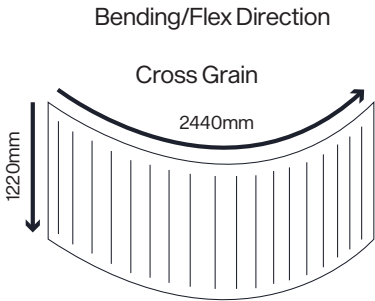


Phill Howard

Bendy Ply

A flexible Ceiba plywood, laminated either cross or long grain. With this ply your desired curved project can be successfully completed. Flexibility is achieved through the open grained texture allowing the veneer layer on the outer curve to expand and the inner curve to compress.

Code	Size	Depth	Radius	Face Grade	Flex Direction	Weight
J1085-B	2440 x 1220	4mm	270mm Radius	BC Interior	Long	4.2kg
J1086-B	2440 x 1220	4mm	270mm Radius	BC Interior	Cross	4.2kg
J1090-B	2440 x 1220	6mm	345mm Radius	BC Interior	Long	6.4kg
J1091-B	2440 x 1220	6mm	345mm Radius	BC Interior	Cross	6.4kg
J1095-B	2440 x 1220	9mm	375mm Radius	BC Interior	Long	9.7kg
J1096-B	2440 x 1220	9mm	375mm Radius	BC Interior	Cross	9.7kg



Ideal Uses

- Commercial Fit-outs
- Wall Linings
- Furniture
- Reception Counters
- Dog Kennels
- Architectural Features



Colour

Neutral colour, not for clear finish



Material

Ceiba, A Grade sustainable Forest Management



Formaldehyde

E0 JIS Low Formaldehyde



Certification

CE Certified



Origins

India



DBA Architecture and The Custom Space Joiner

PurePly Maple Joinery Ply

PurePly Maple uses a totally formaldehyde-FREE glue. Replacing traditional glues with non-toxic resins makes this an environmental winner. With a premium Poplar core and beautiful Maple veneer. This technology has been developed to reduce the formaldehyde emissions and to contribute to improve air quality within schools, homes and retail projects.

Code	Size	Depth	Veneer	Face Grade	Weight (per sheet)
E1724-12	2440 X 1220	12mm	Maple	AC	23.6kg
E1724-18	2440 x 1220	18mm	Maple	AC	25.5kg

Ideal Uses

- Decorative Linings
- Cabinetry and Kitchens
- Furniture
- Architectural Fit-outs



Plantation Source
Plantation grown



Material
Excellent lightweight and matching properties



Glue Bond
No added Formaldehyde, Non-toxic glue



Certification
Carb Certification



Origins
Italy



Caravan Ply

Thin and lightweight, Caravan Ply is popular in motorhomes and caravan construction. With a durable white, mechanically embossed, melamine finish on a plywood substrate it is easy-clean and anti-scratch.

* Oversized 2400 x 1220 sheets are intentionally crafted for easy trimming, giving our customers the flexibility to customise them according to their clients' specific requirements. It allows for a perfect edge to be achieved when installing on-site linings.

Code	Size	Colour	Depth	Finish	Core	Grading	Weight (per sheet)
E1003-CW	2440 x 1220	White	3mm	Embossed Matte	MDF	1F	4.5kg

Ideal Uses

- Motor-home and Caravan Fit-outs
- Light Coloured Wall Linings
- Tiny-house Interiors
- Horse Float Interiors
- Lightweight Cabinetry
- Feature Joinery Cabinetry





Gemco Construction

Flameshield Poplar

Flameshield Poplar Plywood is an innovative ply that has been modified to give it exceptional flame-retardant properties. It even retains it's flame retardancy after sanding or machining due to the nature of the Ply being soaked in an intrinsic coating than a regular treatment.

A lightweight and easy to machine panel lends itself to be perfect for Wall & Ceiling Linings, Partitions, Doors and frames or Shopfitting. Ideal for the use of commercial or public buildings that require stringent fire regs. Including Restaurants, Schools, Hotels, Offices, Hospitals and more. This product has a European Fire rating of B-s2-d0 without any coating, which is equivalent to an NZ standard of Group 1S. Use of this product is subject to approval by a designated Fire Engineer for each specific project.

Code	Size	Thickness	Core	Treatment	Grading	Weight (per sheet)
E1012-FR	2400 x 1200	12mm	Poplar	Flame-retardant	CC+ Paint Grade	15.3kg

Ideal Uses

- School Fit-outs
- Commercial Fit-outs
- Wall linings
- Ceiling Linings

Morven Design & Build



Colour
Light Brown / White



Glue Bond
Class 1 (EN 314-2)



Fire Rating
NZ Standard Group 1S



Environmental
E1, as per EN 717-2



Face
CC+ Paint Grade


Marine Range

Marine grade Plywood



American White Oak Quarter Cut
Maverick Joinery

Plymasters supply the boat building industry with highest grade BS1088 marine plywood on the market from standard size sheets to oversized sheets. Imported from all around the world with both softwood and marine hardwood options, the choices for joinery projects are endless.





Rowson Kitchen and Joinery

Keruing Brownwood

Also known as “Brownwood” Keruing is a hardwood ply with an attractive and even, but open, grain. It’s widely used in joinery, linings and cabinetry (including vanities and bar tops). Keruing is light brown and looks fantastic when lacquered. Extremely strong, this ply is also used in the automotive industry.

Keruing BS1088 is manufactured from selected mixed hardwood logs and is widely used in the boat building industry and is appreciated for its natural durability, strength and stability.

Code	Size	Depth	Ply	Face Grade	Weight (per sheet)
H1110	2440 x 1220	12mm	7Ply	BB Marine	28kg
H1120	2440 x 1220	18mm	9Ply	BB Marine	42kg
H1125	2440 x 1220	28mm	15Ply	BB Marine	65kg

Ideal Uses

- Joinery & Kitchens
- Commercial Fit-outs
- Architectural Linings
- Furniture
- Marine and Automotive



Colour

Light/medium brown, to slight red-brown



Material

Hardwood, dense with a moderately coarse & even texture open grained.



Glue Bond

Marine bonded, WBP Phenolic Resin Glueline



Origin

India/Indonesia



Compression str.

50kg/m³



Maverick Joinery

Gaboon

Plymasters Marine Grade Gaboon has excellent edge detail. It has an attractive light pink, almost neutral colour, with a consistent grain. Lighter weight than other hardwood's, gaboon is very popular in joinery and linings. Gaboon BS 1088 is also renowned for being one of the best marine plywood panels on the market.

Standard Marine Gaboon

Code	Size	Depth	Face Grade	Weight (per sheet)
H1023	2440 x 1220	3.6mm	BB/CC	9kg
H1025	2440 x 1220	9mm	BB/CC	13kg
H1027	2440 x 1220	12mm	BB/CC	18kg
H1036	2440 x 1220	18mm	BB/CC	27.5kg
H1043	2440 x 1220	25mm	BB/CC	38kg

Gaboon BS1088

Code	Size	Depth	Face Grade	Weight (per sheet)
H1027-B	2440 x 1220	12mm	BB+ Marine	18kg
H1036-B	2440 x 1220	18mm	BB+ Marine	27.5kg

Oversized Gaboon

Code	Size	Depth	Face Grade	Weight (per sheet)
H1031	3100 x 1530	12mm	BB/CC	28.64kg
H1080	3100 x 1530	18mm	BS1088	43.70kg



Colour

Consistent
Light/ Med Pink/
Neutral colouring



Material

100% Okoume,
hardwood, short grain,
medium texture w/
some grain pattern



Glue Bond

Class 3 Exterior
(EN-636-3)



Certification

B/BC = Standard
Certification



Emissions

B/BC = E1



Westwood Interiors

Meranti Premium

This Malaysian Meranti Marine plywood is highly sought-after in all of New Zealand due to its impact resistance, cabinetry strength and surface finish characteristics. Very attractive, with an irregular grain pattern, and red colour that can vary, this veneer is rotary cut. This type of plywood has water resistant properties and is regarded as one of the most cost-effective options for interior plywood applications.

Meranti BS1088 covers all levels of boat and marine plywood standards in NZ for high spec joinery projects. Meranti Premium has the same marine glue specs as BS1088 and is popular in high-end and general joinery work. (Colour matching can vary)

Meranti BS1088

Code	Size	Thickness	Ply	Grading	Weight (per sheet)
H1066	2440 x 1220	12mm	9Ply	BS1088	19kg
H1076	2440 x 1220	18mm	13Ply	BS1088	31kg

Meranti Premium Multiply

Code	Size	Thickness	Ply	Grading	Weight (per sheet)
H1050M	2440 x 1220	4mm	3Ply	BB Marine	6.2kg
H1055M	2440 x 1220	6mm	5Ply	BB Marine	9kg
H1060M	2440 x 1220	9mm	5Ply	BB Marine	13kg
H1065M	2440 x 1220	12mm	9Ply	BB Marine	19kg
H1070M	2440 x 1220	15mm	11ply	BB Marine	25kg
H1075M	2440 x 1220	18mm	13Ply	BB Marine	31kg
H1085M	2440 x 1220	25mm	19Ply	BB Marine	37kg



Colour
Varies in colour
Pink/Neutral/
Brown



Durability
High / Natural



Glue Bond
WBP - Marine



Weight
650kg/m³



Origins
Malaysia

Classique Range

Wall & Ceiling Linings



Classique Canadian Oak
Design Builders, Taupo

The Classique Plywood and PurePly is a range of different veneers on a Poplar plywood substrate. It's a very lightweight panel making it a cost-effective option.

The Grooved Pine is attractive and versatile. It takes finishes easier and faster than other types of plywood, helping expedite projects.



Classique Birch & Pre

Classique Euro Birch Ply is a high-grade interior ply, with a Euro Poplar core. Beautiful, and light-weight, it is a very popular choice for residential wall and ceiling linings, and often used for negative detail.

Classique Birch Pre is pre-finished so there's no need to jib-stop or paint. This is a Birch Veneer on a poplar plywood with a UV lacquer coating pre-applied in the factory. It saves time and costs without compromising the finish. The light-weight panels have a poplar core for stability, with an elegant birch face which gives them a subtle, warm tone that creates welcoming interiors and stunningly beautiful walls and ceilings.

Oversized 2440 x 1220 sheets are intentionally crafted for easy trimming, giving our customers the flexibility to customise them according to their clients' specific requirements. It allows for a perfect edge to be achieved when installing on-site linings.

Code	Size	Thickness	Grading	Weight (per sheet)
V2112-B	2440 x 1220	12mm	AB Poplar Core	16kg
V2112-PRE-B	2440 x 1220	12mm	AB Poplar Core	16kg
V2118-PRE-B	2440 x 1220	18mm	AB Poplar Core	23kg
V2118-B	2440 x 1220	18mm	AB Poplar Core	23kg

Ideal Uses

- Ceilings
- Wall linings
- Feature Walls
- Lightweight Cabinetry



Core
Light weight Euro
Poplar and Birch-
Pre



Material
Excellent light
weight and matching
properties



Glue Bond
Class 1 (Interior),
EN636, E1 to the
rule 13986



Certification
PEFC



Origins
Spain



Gourmet Wood

Classique White Oak

This beautiful lightweight panel with European poplar core has decorative white oak faces, with attractive cream tones. The beauty of the products faces finished in natural wood, makes it ideal for furniture and wall linings and often used for negative detail. In addition to providing exceptional lightness and ease of machining, its sustainable plantation poplar core gives these panels great stability and surface quality.

Oversized 2440 x 1220 sheets are intentionally crafted for easy trimming, giving our customers the flexibility to customise them according to their clients' specific requirements. It allows for a perfect edge to be achieved when installing on-site linings.

Code	Size	Thickness	Grading	Weight (per sheet)
V2112-W	2440 x 1220	12mm	AB Poplar Core	23.6kg
V2118-W	2440 x 1220	18mm	AB Poplar Core	35.5kg

Ideal Uses

- Ceilings
- Wall linings
- Lightweight Cabinetry
- Feature Walls



Core
Consistent
Light weight
European Poplar



Material
Excellent light
weight and matching
properties



Glue Bond
Class 1 (Interior),
EN636, E1 to the
rule 13986



Certification
PEFC



Origin
Spain



Classique Canadian Oak & Pre

Classique Euro Birch Ply is a high-grade interior ply, with a Euro Poplar core. Beautiful, and light-weight, it is a very popular choice for residential wall and ceiling linings and often used for negative detail..

Classique Birch Pre is pre-finished so there’s no need to jib-stop or paint. This is a Birch Veneer on a poplar plywood with a UV lacquer coating pre-applied in the factory. It saves time and costs without compromising the finish. The light-weight panels have a poplar core for stability, with an elegant birch face which gives them a subtle, warm tone that creates welcoming interiors and stunningly beautiful walls and ceilings.

Oversized 2440 x 1220 sheets are intentionally crafted for easy trimming, giving our customers the flexibility to customise them according to their clients' specific requirements. It allows for a perfect edge to be achieved when installing on-site linings.

Code	Size	Thickness	Grading	Weight (per sheet)
V2112-C	2440 x 1220	12mm	AB Poplar Core	16kg
V2112-PRE-C	2440 x 1220	12mm	AB Poplar Core	16kg
V2118-C	2440 x 1220	18mm	AB Poplar Core	23kg

Ideal Uses

- Ceilings
- Wall linings
- Feature Walls
- Lightweight Cabinetry



Core
Light weight Euro
Poplar and Birch-
Pre



Material
Excellent light
weight and matching
properties



Glue Bond
Class 1 (Interior),
EN636, E1 to the
rule 13986



Certification
PEFC



Origins
Spain



Classique Eucalyptus & Pre

This beautiful lightweight panel with European poplar core has decorative white oak faces, with attractive cream tones. The beauty of the products faces finished in natural wood, makes it ideal for furniture and wall linings. In addition to providing exceptional lightness and ease of machining, its sustainable plantation poplar core gives these panels great stability and surface quality

The Eucalyptus-Pre is pre-finished so there's no need to varnish it. That's it. Job done. A UV lacquer coating is pre-applied in the factory. It saves time and costs without compromising the finish.

Oversized 2440 x 1220 sheets are intentionally crafted for easy trimming, giving our customers the flexibility to customise them according to their clients' specific requirements. It allows for a perfect edge to be achieved when installing on-site linings.

Code	Size	Depth	Veneer	Face Grade	Weight (per sheet)
V2112-E	2440 x 1220	12mm	Eucalyptus	BB Poplar Core	18kg
V2112-PRE-E	2440 x 1220	12mm	Eucalyptus-PRE	BB Poplar Core	18.5kg

Ideal Uses

- Architectural linings
- Wall linings
- Feature walls
- Ceiling linings



Core
Light weight
Euro Poplar



Certification
PEFC



Glue
Class 1 Interior,
EN636, E1 to the
rule 13986



Origin
Spain



Veneer
Eucalyptus




Grooved Pine


Grooved Pine is manufactured from selected Pine veneer. The veneer is rotary cut. It meets the NZ building code, and is from renewable plantations. The clear face appearance grade makes this very popular in cabinetry and lining ply alike. It can be painted, stained or oiled.


Code	Size	Thickness	Grading	Finish	Weight (per sheet)
E2009	2400 x 1200	9mm	SD	T&G	11.4kg
E2010	2400 x 1200	12mm	SD	T&G	17.2kg


Ideal Uses


- Ceilings
- Wall linings
- Lightweight Cabinetry
- Feature Walls
- Shop Fittings
- Joinery

**Colour**
Pinus Radiata,
Creamy yellow,
Fine Grain

**Fire Rating**
ISO 5660 by AWTa/
Group 3

**Glue Bond**
Phenolic A
Bond. Exterior
Glue Line

**Certification**
AS/NZ 2269

**Environmental**
Super E0 Rating



PurePly Birch & Birch Pre

Pureply Birch uses a totally formaldehyde-FREE glue. Replacing traditional glues with innovative non-toxic soy resins makes this an environmental winner. With a premium core and beautiful White Birch veneer, this Pure Glue Plywood contributes to a green environment and gives a nod to eco-friendly manufacturing.

The Birch-Pre is pre-finished so there's no need to varnish them. That's it. Job done. A UV lacquer coating is pre-applied in the factory. It saves time and costs without compromising the finish.

Oversized 2440 x 1220 sheets are intentionally crafted for easy trimming, giving our customers the flexibility to customise them according to their clients' specific requirements. It allows for a perfect edge to be achieved when installing on-site linings.

Code	Finish	Size	Thickness	Grading	Weight (per sheet)
E1730-12WB	Birch	2440 x 1220	12mm	AC	23.6kg
E1730-12WB-PRE	Birch PRE	2440 x 1220	12mm	AC	23.6kg

Ideal Uses

- Ceilings
- Wall linings
- Feature Walls
- Architectural Linings



Colour
Light straw,
Cream



Core
Light weight
Poplar core



Glue Bond
Soy based
Resin, 100%
Formaldehyde
free



Certification
Pure glue / CARB
Certification.



Origins
Italy



Tech Resources

Coating & fixing recommendations



Grading plywood, coating & varnishing and fixing ply or panels for linings.

Plymasters plywood grading information and recommendations for fixing and coating plywood panels.



How is Plywood graded?



A or S grade

This is the highest quality grading (typically the best you will see). The surface of the material will be consistent in appearance with no large variations in colour. Some very small pin knots/ very minor surface repairs are allowed. 'A' grade veneer faces are suitable for clear finishing.

B grade

This grade shows the natural look of the wood. There will be changes in colour that show the grain pattern. Sound, smooth knots are allowed but are very rare. These will typically be under 15mm in diameter (depending on the countries grading rules). The surface should be free from open knots and plugs. The material should be suitable for paint / stain or a lacquered finish. Minor surface repairs are allowed.

BB grade (on 2nd face)


This grade is similar to 'B' grade but allows for repairs to the face. Sound, smooth knots are allowed and these will typically be under 30mm in diameter. Open knots can be repaired with wooden plugs/patches. The material should be suitable for applications where the visual look is less critical.

C grade

This grade of plywood is 'structurally' sound but allows for defects on the surface of the material. These defects can include some filled sanded knots, discolouration, and splits. These defects mean the material is suitable for applications where the strength of plywood is needed but the appearance does not matter. Often very good for paint and sometimes clear finish where a rustic look is considered suitable. A 'CD' sheet has a face veneer quality of 'C' grade and a back veneer quality of 'D' grade.

D grade

D-grade plywood sheets are the most inexpensive. They haven't been repaired, and the flaws can be a little larger and more noticeable. This grade of plywood can feature open knots up to 2.5 inches.



Coating Recommendations

Plywood is one of the most versatile materials used in construction. It is a strong and durable material and is relatively cheaper compared to other similar wooden boards.

However, for plywood to stay in great shape for a long time, you need the right finish. Using the right type of finish will help prevent surface checking or cracking and will ensure long-term durability and performance.



Osmo Oil

The natural alternative to polyurethane. Osmo's Polyx®-Oil is a traditional Hardwax Oil. Polyx®-Oil is recommended for finishing interior timber flooring, timber furniture, timber beams, sarking, panelling and children's toys, cots and bassinets. Suitable for most timbers, including Pine, Macrocarpa, Jarrah, Oak, Beech, some Eucalypts, Rimu and all plywoods.



Resene AquaLAQ

Resene AquaLAQ Quick Dry Sealer is a unique water-borne sealer designed to seal off grain raising in MDF to provide a sound, flat, and high quality substrate ready to be top coated. With minimal sanding required, you can enjoy lower labour costs. Enjoy low odour and low VOC with this product.

The clear sealer may also be used on timber and timber/paper veneers, which would normally be susceptible to moisture, to highlight their warmth and grain while providing a sealed substrate suitable for top coating.



Fixing Recommendations



Glue and Pin

The Glue and Pin method of fixing plywood panels to your interior walls is the fastest and most cost effective way of doing it. You simply apply your preferred timber adhesive to the framing, line up your sheets and braid or pin them on. This leaves a very small pin hole in the face of the sheet which you can simply leave as is or fill with a matching wood filler. There are two ways of joining the sheets, you can make a feature of it by doing a negative detail.

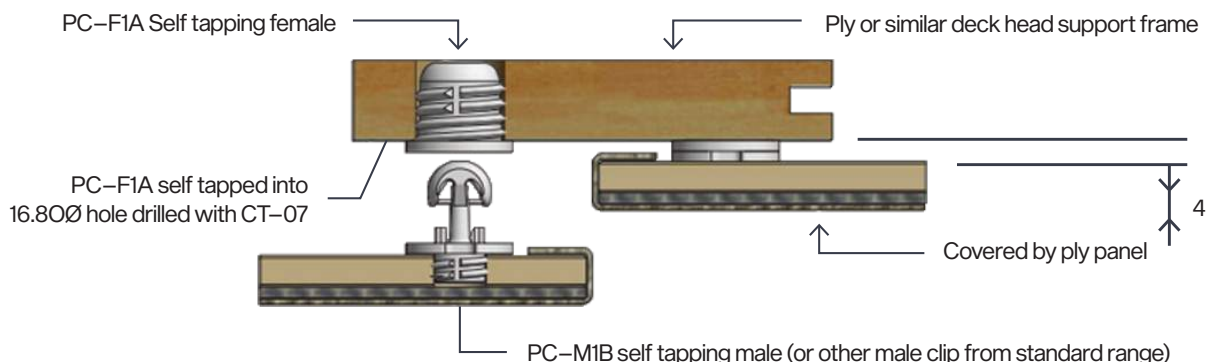
Simply paint the framing black and space the sheets 10mm apart to form a shadow line. Another way to achieve it is by cutting a very small chamfer on the outward facing corner of each joining sheet and then butt them up to create a small v groove between the sheets.

Fastmount Concealed Fixing

Fastmount concealed panel mounting offers secure, hidden, removable fixings that allow installers to perfectly align each panel for a clean finish. Designed and manufactured in New Zealand, the clips allow individual panels to be removed with ease in a non-sequential system, so are capable of being replaced back in the exact position each time, or adjusted as needed. The precise positioning of each panel creates a consistently superior veneer across surfaces for a quality finish every time.

Installation

Partial through section showing typical installation method



Fixing Recommendations for Unfinished Plywood

Plymasters has partnered with Soudal to provide the best recommendations for fixing our panels to timber framing/battens and uncoated timber walls.



Plymasters Panels

- Marine Gaboon BB/CC
- Keruing Brownwood
- Meranti
- NZ Pine

Soudal Glue Recommendations

- Gorilla Grip 2 Hr Cure
- Gorilla Grip 1 Hr Cure

Preparation

Lightly dampen the surface with water to improve adhesive bond. Ensure that walls/ framing/ battens are straight and level.

Application

20mm blobs of Gorilla Grip every 500mm down every framing stud or batten.

Fixing

Mechanically fix in place with appropriate panel pins.



Fixing Recommendations for Pre-Finished Panels

Plymasters has partnered with Soudal to provide the best recommendations for fixing our panels to timber framing/battens and uncoated timber walls.



Plymasters Panels

- Classique Birch Pre
- Classique Canadian Oak Pre

Soudal Glue Recommendations

- Gorilla FixALL Flexi
- Gorilla FixALL High Tack
- Soudal Soudaseal 240FC

Preparation

Wipe the back of the prefinished panel with a solvent wipe.
Allow to evaporate completely from surface.
Ensure that walls/ framing/ battens are straight and level.

Application

Apply 8mm x 8mm beads x 300mm length every 500mm down every framing stud or batten.
Compress to 2mm minimum thickness.

Fixing

Mechanically fix in place with appropriate panel pins.





Paton
Kitchens
Show Room



Product: Milled American Walnut Techno Veneer & Perfect Matte Marengo Grey
Kitchen Designer: Paton Kitchens
Location: Ngatea, Waikato
Photographer: Jamie Cobel



plymasters.co.nz

0800 344 112

sales@plymasters.co.nz

45 Hinau Street,
Castlecliff,
Whanganui 4501

TERMS & CONDITIONS

For Plymasters full terms and conditions visit - https://plymasters.co.nz/terms_and_conditions

Disclaimers:

1. Any render scenes in this publication are a representation of how the product could potentially look in an application setting.
2. Please do not colour match of this Catalogue as it is subject to design and print variations.
3. Colour consistency is not guaranteed between sheets. Colour variations between the sheets cannot be considered a defect, all sheets should be checked prior to trimming and / or installation.
4. It is the purchaser's responsibility to provide adequate surface and edge protection for UV, wet area, and exterior conditions to ensure ultimate performance.
5. For product performance, in relation to U.V light, wet areas and or weather conditions please see our term's and conditions on our website.