



# Milled Techno Veneer

## Specification Sheet

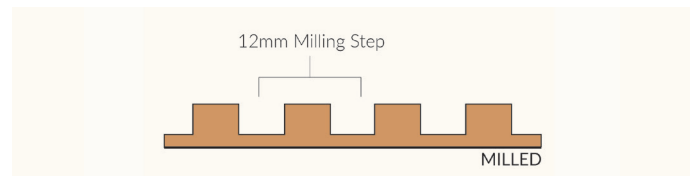
Elevate your interiors with Plymasters' Techno veneers, thoughtfully curated for the New Zealand Market. Transform walls, furniture and cabinetry with these Italian-Produced veneers, available in oak, American Walnut and Paint-ready MDF. The Milled pattern runs vertical on the panel. Veneer finishes are available on Oak and American Walnut and also MDF suitable for painting. Please see brochure for Specifications and Installation instructions. The Milled veneer has a minimum radius of 150mm - in curved applications we recommend that 150mm radius is the tightest that the panel should be bent.

## Product Info

Code	Sheet Size	Thickness	Finish	Weight	Grading
V31-MOk	3130 x 1220	5.6mm	Oak	10kg	Face/Paperback
V31-MWt	3120 x 1220	5.6mm	Walnut	10kg	Face/Paperback
V31-MMdf	3000 x 1200	5.6mm	MDF	10kg	Sanded Face/Paperback

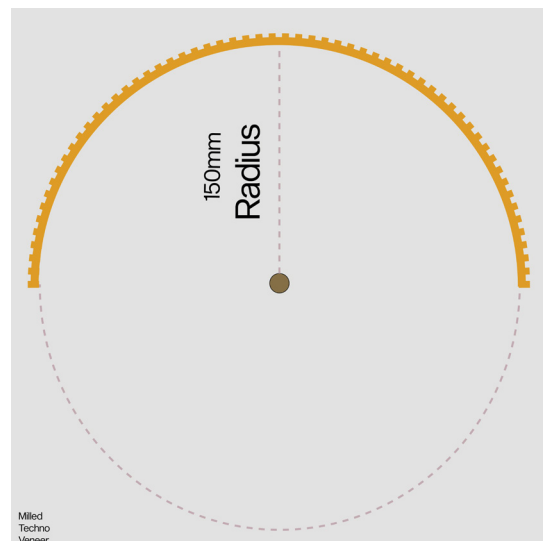
## Technical Specs

Colour	Oak   Walnut   MDF (light brown)
Texture	Raw, Sanded
Origin	Italy



## Ideal Uses

- Curved Cabinetry and furniture
- Feature Cabinetry
- Wall Panelling
- Commercial and hospitality furniture

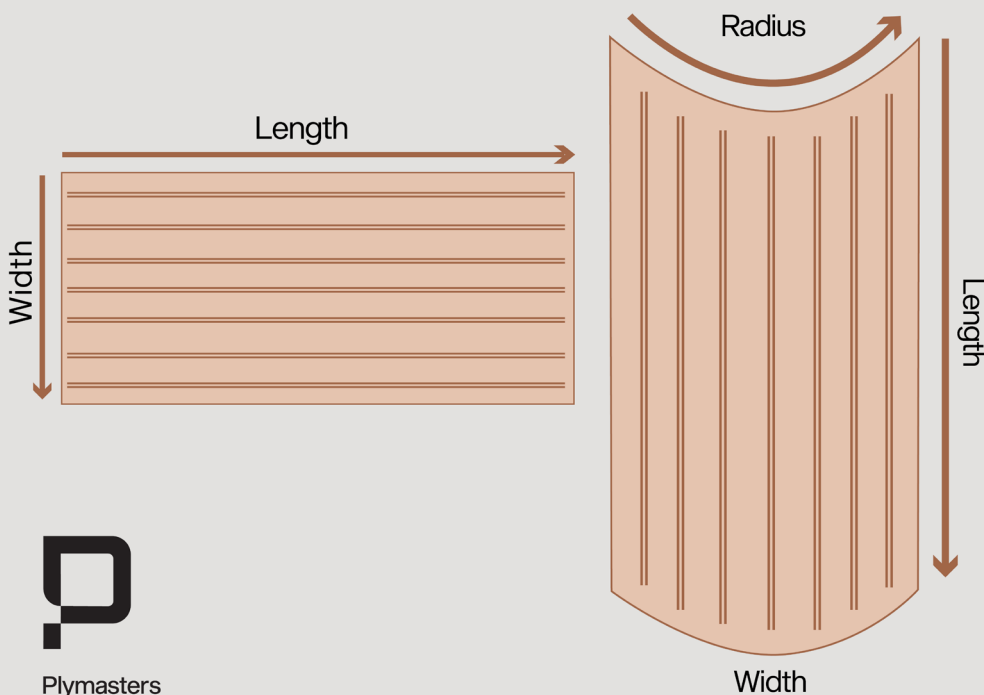




# Milled Techno Veneer

## Techno Veneer Vertical Pattern

The pattern runs vertical on the panel:



**Handling & Application/** Like all plywood products, Techno Veneer is vulnerable to moisture and UV. Consequently it is the users responsibility to ensure the sheets are sealed with a protective coating to give the product the necessary protection from UV moisture and for the desired performance. This is a natural product that can be affected by changes in weather conditions: moisture and temperature. Increased moisture content temperature variation may cause internal stresses causing previously flat sheets to bow.

At Plymasters, precautions are taken to minimise this effect. However, once the panel has left our warehouse we cannot guarantee sheets to remain flat unless fastened. This is particularly important where free standing kitchen/cabinet doors are concerned. When storing panels, stack on a firm raised base with enough support to prevent sagging. Cover the pallet to protect top and edges.